

**Van Zandt County**  
**Monthly Financial & Investment Report**  
**Month Ending July 31, 2020**

TO BE RECORDED IN THE AUGUST 19, 2020 MINUTES

OF THE COMMISSIONERS' COURT

BY VAN ZANDT COUNTY CLERK.


SUBMITTED THIS THE 18<sup>TH</sup> DAY OF AUGUST 2020



Kenny Edwards, Treasurer

The Van Zandt County Commissioners' Court, having reviewed the Treasurer's Report as presented, having taken reasonable steps to ensure its accuracy, and based upon presentations of the Treasurer's Office, does hereby approve the Report, subject to the independent auditor's review and does further order that it be filed with the official minutes of this meeting. {LGC 114.026(e)}

In addition, the below signatures affirm that the Treasurers' Report complies with statutes as referenced. {LGC 114.026(d)}S




Don Kirkpatrick, Van Zandt County Judge



Brandon Brown

Commissioner Precinct #1




Virgil Melton, Jr.

Commissioner Precinct #2



Keith Pearson

Commissioner Precinct #3



Tim West

Commissioner Precinct #4

FUND NAME	CHECKING ACCOUNT	CHECKING AMOUNT	TDOA ACCOUNT	TDOA AMOUNT	FUND TOTAL
2020 010 GENERAL FUND	FIN CLEAR AMERICAN CTY JURY	13,769.76-	TDOA MBIA	5,328,926.59	
		3,417.00		1,340.07	5,319,913.90
2020 012 RESERVE FUNDS	FIN CLEAR		TDOA MBIA		
2020 015 SHERIFF CHAPTER 59 FORFEITURE	FIN CLEAR AMERICAN	2,419.08	TDOA MBIA	16,344.89	18,763.97
2020 016 DA FORFEITURE FUND	FIN CLEAR		TDOA MBIA		
	ESCRROW #1	3,104.65			
	ESCRROW #2	2,680.53			
	ESCRROW #3	1,172.35			
	ESCRROW #4	7,449.34			
	ESCRROW #5	16,362.77			
	ESCRROW #6	1.37			
	ESCRROW #7				
	ESCRROW #8	520.72			
	ESCRROW #9				
	ESCRROW #10	29,037.04			
	ESCRROW #11	652.21			
	ESCRROW #12	11,534.73			
	ESCRROW #13				
	ESCRROW #14				
	ESCRROW #15				
	ESCRROW #16				
	ESCRROW #17	7,194.21			
	ESCRROW #18				
	ESCRROW #19				
	ESCRROW #20				
	ESCRROW #21	6,406.87			
	ESCRROW #22	2,398.78			
	ESCRROW #23	8,143.38			
	ESCRROW #24				
	ESCRROW #25				
	ESCRROW #26	1,000.99			
	ESCRROW #27	2,925.39			
	ESCRROW #28	2,712.91			
	ESCRROW #29				
	ESCRROW #30	537.92			
	ESCRROW #31				
	ESCRROW #32				
	ESCRROW #33				
	ESCRROW #34	9,656.62			
	ESCRROW #35	202.84			
	ESCRROW #36	3,132.02			
	ESCRROW #37				
	ESCRROW #38				
	ESCRROW #39	1,480.90			
	ESCRROW #40				
	ESCRROW #41				
	ESCRROW #42				
	ESCRROW #43				
	ESCRROW #44				
	ESCRROW #45				

COMBINED STATEMENT OF CASH POSITION FOR JULY

FUND NAME	CHECKING ACCOUNT	CHECKING AMOUNT	TDOA ACCOUNT	TDOA AMOUNT	FUND TOTAL
	ESCR0W #46				
	ESCR0W #47				
	ESCR0W #48				
	ESCR0W #49				
	ESCR0W #50				
	ESCR0W #51				
	ESCR0W #52				
	ESCR0W #53				
	ESCR0W #54				
	ESCR0W #55				
	ESCR0W #56				
	ESCR0W #57				
	ESCR0W #58				
	ESCR0W #59				
	ESCR0W #60				
	ESCR0W #61				
	ESCR0W #62				
	ESCR0W #63				
	ESCR0W #64				
	ESCR0W #65				
	ESCR0W #66				
	ESCR0W #67				
	ESCR0W #68				
	ESCR0W #69				
	ESCR0W #70	5,037.19			
	ESCR0W #71				
	ESCR0W #72				
	ESCR0W #73				
	ESCR0W #74				
	ESCR0W #75				
	ESCR0W #76				
	ESCR0W #77				
	ESCR0W #78				
	ESCR0W #79				
	ESCR0W #80				
	ESCR0W #81				
	ESCR0W #82				
	ESCR0W #83				
	ESCR0W #84	640.26			
	ESCR0W #85				
	ESCR0W #86	782.46			
	ESCR0W #87				
	ESCR0W #88				
					124,678.45
2020 017 BUILDING SECURITY FUND	FIN CLEAR	11,713.57	TDOA MBIA	10,005.57	21,719.14
2020 018 JUSTICE COURT BLDG SECURITY FUND	FIN CLEAR	1,886.67	TDOA	9,406.88	11,293.55
2020 019 DA FORFEITURE FUND	ESCR0W #13				
	ESCR0W #14				
	ESCR0W #15				
	ESCR0W #16				
	ESCR0W #45	1,684.32			
					1,684.32
2020 021 ROAD & BRIDGE - PCT. 1	FIN CLEAR	13,158.81	TDOA	805,208.77	

FUND NAME	CHECKING ACCOUNT	CHECKING AMOUNT	TDOA ACCOUNT	TDOA AMOUNT	FUND TOTAL
2020 022 ROAD & BRIDGE - PCT. 2	FIN CLEAR	13,703.38	TDOA MBIA	1,133,828.97	1,467,525.57
2020 023 ROAD & BRIDGE - PCT. 3	FIN CLEAR	8,425.36	TDOA MBIA	319,993.22	1,256,151.31
2020 024 ROAD & BRIDGE - PCT. 4	FIN CLEAR	12,111.28	TDOA MBIA	986,532.52	999,009.62
2020 026 ROAD & BRIDGE - GEN	FIN CLEAR	9,268.73	TDOA MBIA	365.82	10,289.88
2020 035 VICTIM COORDINATOR GRANT	FIN CLEAR	3,597.99-	TDOA MBIA	1,021.15	3,597.99-
2020 036 DA FORFEITURE FUND II	FIN CLEAR	7,451.80	TDOA MBIA	2,221.92	9,673.72
2020 037 CONSTABLE PCT #4 SEIZURE	FIN CLEAR	760.89	TDOA MBIA	5,880.85	6,641.74
2020 040 COUNTY LAW LIBRARY FUND	FIN CLEAR	8,498.83	TDOA MBIA	64,700.40	73,199.23
2020 042 COUNTY FREE LIBRARY	FIN CLEAR	21,637.75	TDOA MBIA		21,637.75
2020 043 COMMUNITY LIBRARY CONTRIBUTION	FIN CLEAR		TDOA MBIA	92,910.91	95,619.57
2020 047 DIGITIZE RECORDS	FIN CLEAR	2,708.66	TDOA MBIA		37,002.88
2020 048 SUPPLEMENTAL GUARDIANSHIP	FIN CLEAR	2,557.22	TDOA	34,445.66	10,289.30
2020 049 COUNTY CHILD ABUSE PREVENTION	FIN CLEAR	2,008.67	TDOA	8,280.63	908.02
2020 050 COUNTY SPECIALTY COURT ACCOUNT	FIN CLEAR	907.99	TDOA MBIA	.03	5,583.45
2020 052 COUNTY & DISTRICT TECH FUND	FIN CLEAR	595.43	TDOA MBIA	4,988.02	311,935.79
2020 053 CAPITALCREDITSECONOMICDEVELOPMENT	FIN CLEAR	507.53	TDOA	311,428.26	31,932.58
2020 054 DISTRICT CLERK TECHNOLOGY FUND	FIN CLEAR	1,906.24	TDOA	30,026.34	145,041.60
2020 055 CHAPTER 19	FIN CLEAR		TDOA MBIA		146,692.77
2020 056 COUNTY RECORDS FUND	FIN CLEAR	1,651.17	TDOA MBIA		
2020 057 COUNTY CLERK RECORDS FUND	FIN CLEAR	17,668.88	TDOA	206,829.21	

FUND NAME	CHECKING ACCOUNT	CHECKING AMOUNT	TDOA ACCOUNT	TDOA AMOUNT	FUND TOTAL
2020 058 DISTRICT CLERK RECORDS FUND	FIN CLEAR	1,748.80	TDOA	9,429.87	11,178.67
2020 059 COUNTY CLERK ARCHIVE	FIN CLEAR	22,269.91	TDOA	416,563.16	438,833.07
2020 070 PERMANENT IMPROVEMENT FUND	FIN CLEAR	12,303.62	TDOA MBIA	269,455.36	281,758.98
2020 075 RIGHT-OF-WAY FUND	FIN CLEAR		TDOA MBIA		
2020 084 TAX ANTICIPATION NOTES	FIN CLEAR		TDOA MBIA		
2020 085 DEBT SERVICE FUND	DEBT CL	48,028.46	TDOA MBIA	298.75 375,547.38	423,874.59
2020 087 VZC INDIGENT HEALTH PROGRAM	FIN CLEAR	4,756.62	TDOA MBIA	159,192.06	163,948.68
2020 088 SOIL CONSERVATION DIST FUND	FIN CLEAR	8,667.21	TDOA MBIA	69,331.31	77,998.52
2020 090 APPELLATE JUSTICE SYSTEM FUNFIN CLEAR		420.35	TDOA MBIA		420.35
2020 095 PAYROLL CLEARING ACCOUNT.	PAYCLEAR	194,039.82	MBIA		194,039.82
2020 096 GEN FIXED ASSETS ACCOUNT GRP			MBIA		
2020 097 LONG TERM DEBT GROUP			MBIA		
2020 131 VAN ZANDT COUNTY JAIL	FIN CLEAR	5,922.70-	TDOA MBIA	638,500.00	632,577.30
2020 132 VAN ZANDT COUNTY SHERIFF DEPTFIN CLEAR		13,792.60-	TDOA MBIA	527,000.00	513,207.40
2020 145 SOLID WASTE GRANT	FIN CLEAR	203.03			203.03
2020 147 2020 HAVA CARES ACT	FIN CLEAR	2,313.34	TDOA MBIA	65,011.50	67,324.84
2020 400 FRUITVALE 2011 TXCDBG 710056WATER					
2020 401 BENWHEELERMSC 71348911131115					
2020 402 LITTLEHOPEMOOREMSC7130260813					
2020 540 PRETRIAL SUPERVISION	FIN CLEAR	1,134.62	TDOA	132,560.39	133,695.01
2020 541 COMMUNITY SUP & CORRECTIONS	FIN CLEAR	4,654.46-	TDOA MBIA	369,906.13	365,251.67
2020 542 ADULT PROBATION CIVIL	FIN CLEAR	6,565.64	TDOA	51,244.89	

FUND NAME	CHECKING ACCOUNT	CHECKING AMOUNT	TDOA ACCOUNT	TDOA AMOUNT	FUND TOTAL
2020 543 HIGH RISK SUBSTANCE ABUSE -CPIN CLEAR		3,257.41	TDOA MBIA	310,954.57	368,765.10
2020 544 HIGH RISK SEX OFFENDER -CCP FIN CLEAR		2,346.75	TDOA		3,257.41
2020 545 GRANT C COMMIT REDUCTION PROFIN CLEAR		1,741.96			2,346.75
2020 546 JUVENILE PROBATION FUND FIN CLEAR		31,667.30	TDOA MBIA	100,000.00	1,741.96
2020 547 VZCJPD STATE AID GRANT FIN CLEAR		58,215.34	TDOA MBIA		131,667.30
2020 549 VZCJPD - GRANT N FIN CLEAR		13,696.48	TDOA MBIA		58,215.34
2020 550 D A SUPPLEMENTAL FUND FIN CLEAR		607.38	TDOA MBIA	92.27	13,696.48
2020 551 VOICES - JUV CJD GRANT FIN CLEAR			TDOA		699.65
2020 552 ETCOG RESIDENTIAL FIN CLEAR		861.00-			
2020 555 JUVENILE PROBATION INTEREST FIN CLEAR		85.93	TDOA MBIA	23,921.73	861.00-
2020 556 REGIONAL SERVICE ENHANCEMENTFIN CLEAR		28,606.48			24,007.66
2020 558 GRANT S FIN CLEAR		3,870.32			28,606.48
2020 559 MENTAL IMPAIRMENT CASELOAD FIN CLEAR		11,926.71	TDOA MBIA		3,870.32
2020 565 INDIGENT DEFENSE GRANT FIN CLEAR		16,344.47	TDOA	25,620.54	11,926.71
2020 567 FIRE MARSHAL FIN CLEAR		31,041.68	TDOA	92,220.59	41,965.01
2020 568 TECHNOLOGY RESOURCES FIN CLEAR			TDOA		123,262.27
2020 569 HAVA ELECTION GRANT FIN CLEAR		159.98	TDOA MBIA	15,202.76	159.98
2020 570 GOLDEN WATER SUPPLY CORP					15,362.74
2020 580 D.A. CHECK COLLECTION FUND FIN CLEAR		1,874.32	TDOA MBIA	10,673.64	12,547.96
2020 591 CONSTABLE #1 TLEOSE FUND FIN CLEAR		2,534.43	TDOA MBIA		2,534.43
2020 592 CONSTABLE #2 TLEOSE FUND FIN CLEAR		2,692.48	MBIA		2,692.48
2020 593 CONSTABLE #3 TLEOSE FUND FIN CLEAR		1,359.92	MBIA		1,359.92

DATE 08/18/2020 TIME 08:35

COMBINED STATEMENT OF CASH POSITION FOR JULY

FUND NAME	CHECKING ACCOUNT	CHECKING AMOUNT	TDOA ACCOUNT	TDOA AMOUNT	FUND TOTAL
2020 594 CONSTABLE #4 TLEOSE FUND	FIN CLEAR	633.01	TDOA MBIA	5,001.77	5,634.78
2020 595 SHERIFF TLEOSE FUND	FIN CLEAR	923.39	TDOA MBIA	9,003.19	9,926.58
2020 596 DA TLEOSE FUND	FIN CLEAR	2,290.27	MBIA		2,290.27
2020 600 JUSTICE COURT TECHNOLOGY FUNDFIN CLEAR		6,476.55	TDOA MBIA	53,656.23	60,132.78
2020 800 CONTRIBUTION RELIEF FUND	FIN CLEAR		TDOA	16,082.93	16,082.93
2020 802 VETERAN'S MEMORIAL WALL FUNDFIN CLEAR			TDOA		
2020 803 HISTORICAL COMMISSION	FIN CLEAR	3,014.12	TDOA	5,281.94	8,296.06
2020 804 VAN TORNADO-ASSISTANCE	FIN CLEAR				
2020 805 FEMA - DEC 2015 STORM	FIN CLEAR		TDOA		
2020 806 FEMA APRIL 2016 STORM	FIN CLEAR				
2020 807 HAZARD MITIGATION GRANT	FIN CLEAR	18,999.99-	TDOA		18,999.99-
2020 808 COURTHOUSE PLANNING GRANT	FIN CLEAR				
2020 809 PRETRIAL INTERVENTION PROGRAMFIN CLEAR		1,973.14	TDOA	49,818.23	51,791.37
2020 810 SHERIFF JUSTICE FORFEITURE FIN CLEAR		870.00	TDOA	25,434.92	26,304.92
2020 811 SHERIFF TREASURY FORFEITURE FIN CLEAR			TDOA		
2020 812 CONSTABLE PCT #1 FORFEITURE FIN CLEAR		500.00	TDOA		500.00
2020 813 VOICES - JUV CJD GRANT	FIN CLEAR	3,594.34-			3,594.34-
2020 814 LOCAL TRUANCY PREVENTION & DFIN CLEAR		2,787.94	TDOA		2,787.94
2020 815 COVID-19	FIN CLEAR	15,272.59	TDOA MBIA	400,000.00	415,272.59
2020 816 COUNTY INFRASTRUCTURE FUND GRANTFIN CLEAR			TDOA MBIA		

TOTAL

755,356.64

14,994,464.00

15,749,820.64

CHECK ACCOUNT

CHECK

ACCOUNT BALANCE - FIN CLEAR	383,508.59
ACCOUNT BALANCE - CTY JURY	3,417.00
ACCOUNT BALANCE - ESCROW #1	3,104.65
ACCOUNT BALANCE - ESCROW #2	2,680.53
ACCOUNT BALANCE - ESCROW #3	1,172.35
ACCOUNT BALANCE - ESCROW #4	7,449.34
ACCOUNT BALANCE - ESCROW #5	16,362.77
ACCOUNT BALANCE - ESCROW #6	1.37
ACCOUNT BALANCE - ESCROW #8	520.72
ACCOUNT BALANCE - ESCROW #10	29,037.04
ACCOUNT BALANCE - ESCROW #11	652.21
ACCOUNT BALANCE - ESCROW #12	11,534.73
ACCOUNT BALANCE - ESCROW #17	7,194.21
ACCOUNT BALANCE - ESCROW #21	6,406.87
ACCOUNT BALANCE - ESCROW #22	2,308.78
ACCOUNT BALANCE - ESCROW #23	8,143.38
ACCOUNT BALANCE - ESCROW #26	1,000.99
ACCOUNT BALANCE - ESCROW #27	2,925.39
ACCOUNT BALANCE - ESCROW #28	2,712.91
ACCOUNT BALANCE - ESCROW #30	9,537.92
ACCOUNT BALANCE - ESCROW #34	9,656.62
ACCOUNT BALANCE - ESCROW #35	202.84
ACCOUNT BALANCE - ESCROW #36	3,132.02
ACCOUNT BALANCE - ESCROW #39	1,480.90
ACCOUNT BALANCE - ESCROW #45	1,684.32
ACCOUNT BALANCE - ESCROW #49	5,037.19
ACCOUNT BALANCE - ESCROW #69	640.26
ACCOUNT BALANCE - ESCROW #84	782.46
ACCOUNT BALANCE - ESCROW #86	48,028.46
ACCOUNT BALANCE - DEBT CL	194,039.82
ACCOUNT BALANCE - PAYCLEAR	
TOTAL	<u>755,356.64</u>

TDOA ACCOUNT

TDOA

ACCOUNT BALANCE - TDOA	13,586,258.63
ACCOUNT BALANCE - MBTA	1,408,205.37
TOTAL	<u>14,994,464.00</u>



FUND NAME	***** MONTH TO DATE ***** REVENUES	***** YEAR TO DATE ***** REVENUES	***** MONTH TO DATE ***** EXPENSES	***** YEAR TO DATE ***** EXPENSES
2020 GENERAL FUND	344,199.27	12,725,496.62	966,396.43	9,710,071.71
2020 RESERVE FUNDS	.00	.00	.00	.00
2020 SHERIFF CHAPTER 59 FORFEITURE	2.88	7,460.87	.00	.00
2020 DA FORFEITURE FUND	.00	.00	.00	.00
2020 BUILDING SECURITY FUND	5,817.35	52,157.65	4,412.61	47,456.95
2020 JUSTICE COURT BLDG SECURITY	243.50	2,208.78	124.00	2,346.06
2020 DA FORFEITURE FUND	.00	.00	.00	.00
2020 ROAD & BRIDGE - PCT. 1	27,795.63	1,633,242.38	73,653.25	1,191,098.89
2020 ROAD & BRIDGE - PCT. 2	34,863.67	1,887,442.80	273,807.31	1,364,075.15
2020 ROAD & BRIDGE - PCT. 3	31,725.14	1,752,328.09	114,922.69	1,164,251.91
2020 ROAD & BRIDGE - PCT. 4	27,461.10	1,511,029.13	157,710.24	1,033,769.83
2020 ROAD & BRIDGE - GEN	4,718.49	47,192.03	3,794.11	39,092.07
2020 VICTIM COORDINATOR GRANT	11,307.66	44,020.44	4,435.46	48,456.30
2020 DA FORFEITURE FUND II	2,839.36	13,805.72	783.78	11,517.63
2020 CONSTABLE PCT #4 SEIZURE	1.03	51.20	.00	.00
2020 COUNTY LAW LIBRARY FUND	2,706.44	24,538.91	3,136.48	19,371.67
2020 COUNTY FREE LIBRARY	10,751.24	108,694.81	9,338.00	92,612.64
2020 COMMUNITY LIBRARY CONTRIBUTION	.00	.00	.00	.00
2020 DIGITIZE RECORDS	1,092.01	9,154.23	.00	.00
2020 SUPPLEMENTAL GUARDIANSHIP	386.09	2,994.99	.00	.00
2020 COUNTY CHILD ABUSE PREVENTION	198.85	1,353.17	.00	.00
2020 COUNTY SPECIALTY COURT ACCOUNT	198.23	907.99	.00	.00
2020 COUNTY & DISTRICT TECH FUND	87.56	955.01	.00	1,908.04
2020 CAPITALCREDITSECONOMICDEVELOP	55.09	2,891.41	.00	34,000.00
2020 DISTRICT CLERK TECHNOLOGY FUND	800.31	6,356.12	.00	.00
2020 CHAPTER 19	.00	.00	.00	.00

FUND NAME	***** MONTH TO DATE ***** REVENUES	***** MONTH TO DATE ***** EXPENSES	***** YEAR TO DATE ***** REVENUES	***** YEAR TO DATE ***** EXPENSES
2020 COUNTY RECORDS FUND	1,043.52	.00	12,783.69	2,644.00
2020 COUNTY CLERK RECORDS FUND	12,952.62	2,789.35	87,921.37	26,706.58
2020 DISTRICT CLERK RECORDS FUND	444.40	.00	3,550.81	.00
2020 COUNTY CLERK ARCHIVE	12,997.68	.00	89,231.49	.00
2020 PERMANENT IMPROVEMENT FUND	100,035.28	.00	300,755.36	98,774.23
2020 RIGHT-OF-WAY FUND	.00	.00	.00	.00
2020 TAX ANTICIPATION NOTES	.00	.00	.00	.00
2020 DEBT SERVICE FUND	16,479.29	.00	1,184,313.59	1,023,487.00
2020 VZC INDIGENT HEALTH PROGRAM	12,083.33	11,781.19	129,296.95	104,297.63
2020 SOIL CONSERVATION DIST FUND	12.26	.00	6,604.60	6,074.80
2020 APPELLATE JUSTICE SYSTEM FUND	390.00	1,085.00	3,425.00	3,425.00
2020 PAYROLL CLEARING ACCOUNT.	.00	.00	.00	.00
2020 GEN FIXED ASSETS ACCOUNT GRP	.00	.00	.00	.00
2020 LONG TERM DEBT GROUP	.00	.00	.00	.00
2020 VAN ZANDT COUNTY JAIL	224,075.38	172,272.50	2,202,052.97	1,873,264.30
2020 VAN ZANDT COUNTY SHERIFF DEPT	223,948.17	197,982.61	2,185,476.92	1,924,876.12
2020 SOLID WASTE GRANT	.00	.00	.00	.00
2020 2020 HAVA CARES ACT	67,324.84	.00	67,324.84	.00
2020 FRUITVALE 2011 TXCDBG 710056	.00	.00	.00	.00
2020 BENWHEELERWSC 71348911131115	.00	.00	.00	.00
2020 LITTLEHOPENMOOREWSC713026081315	.00	.00	.00	.00
2020 PRETRIAL SUPERVISION	3,633.44	3,957.03	35,137.73	40,482.37
2020 COMMUNITY SUP & CORRECTIONS	32,906.91	38,295.81	496,558.22	493,818.25
2020 ADULT PROBATION CIVIL	1,637.81	1,206.57	21,702.83	13,264.90
2020 HIGH RISK SUBSTANCE ABUSE -CCP	.00	3,780.99	46,497.98	43,287.07
2020 HIGH RISK SEX OFFENDER -CCP	.00	4,422.95	53,060.04	50,654.13

FUND NAME	***** MONTH TO DATE ***** REVENUES	***** YEAR TO DATE ***** EXPENSES	***** MONTH TO DATE ***** REVENUES	***** YEAR TO DATE ***** EXPENSES
2020 GRANT C COMMIT REDUCTION PROG	.00	4,874.22	55,501.00	54,066.72
2020 JUVENILE PROBATION FUND	61,533.00	33,781.46	533,195.15	437,077.33
2020 VZCJPD STATE AID GRANT	12,498.88	33,165.55	430,411.41	361,551.89
2020 VZCJPD - GRANT N	.00	7,005.41	87,423.00	78,206.13
2020 D A SUPPLEMENTAL FUND	7,500.01	1,973.15	15,000.69	20,250.33
2020 VOICES - JUV CJD GRANT	2,185.03	.00	14,857.14	4,223.68
2020 ETCOG RESIDENTIAL	.00	50.00	4,296.51	3,680.48
2020 JUVENILE PROBATION INTEREST	23.20	.00	127.57	.00
2020 REGIONAL SERVICE ENHANCEMENT	.00	6,422.27	76,626.90	47,911.34
2020 GRANT S	.00	3,624.47	47,002.00	43,131.30
2020 MENTAL IMPAIRMENT CASELOAD	.00	3,913.36	34,473.00	22,546.29
2020 INDIGENT DEFENSE GRANT	.00	3,821.67	27,482.49	39,549.74
2020 FIRE MARSHAL	29,333.46	11,227.51	192,187.95	352,672.58
2020 TECHNOLOGY RESOURCES	.00	.00	.00	.00
2020 HAVA ELECTION GRANT	2.76	.00	2.76	.00
2020 GOLDEN WATER SUPPLY CORP	.00	.00	.00	.00
2020 D.A. CHECK COLLECTION FUND	1.88	244.92	826.29	2,543.07
2020 CONSTABLE #1 TIEOSE FUND	.00	.00	685.17	.00
2020 CONSTABLE #2 TIEOSE FUND	.00	.00	963.92	.00
2020 CONSTABLE #3 TIEOSE FUND	.00	.00	.00	.00
2020 CONSTABLE #4 TIEOSE FUND	.88	.00	686.94	.00
2020 SHERIFF TIEOSE FUND	1.59	.00	4,743.67	3,130.06
2020 DA TIEOSE FUND	.00	.00	677.17	.00
2020 JUSTICE COURT TECHNOLOGY FUND	884.64	.00	8,572.82	12,314.77
2020 CONTRIBUTION RELIEF FUND	.00	.00	.00	.00
2020 VETERAN'S MEMORIAL WALL FUND	.00	.00	.00	.00

FUND NAME	***** MONTH TO DATE ***** REVENUES	***** YEAR TO DATE ***** REVENUES	***** MONTH TO DATE ***** EXPENSES	***** YEAR TO DATE ***** EXPENSES
2020 HISTORICAL COMMISSION	.93	2,079.71	417.50	2,555.97
2020 VAN TORNADO-ASSISTANCE	.00	.00	.00	.00
2020 FEMA - DEC 2015 STORM	.00	.00	.00	.00
2020 FEMA APRIL 2016 STORM	.00	.00	.00	.00
2020 HAZARD MITIGATION GRANT	.00	27,614.26	.00	15,287.00
2020 COURTHOUSE PLANNING GRANT	.00	211,786.40	.00	211,786.40
2020 PRETRIAL INTERVENTION PROGRAM	8.81	10,346.64	448.42	5,576.86
2020 SHERIFF JUSTICE FOREFEITURE FUN	4.49	139.37	.00	.00
2020 SHERIFF TREASURY FOREFEITURE FU	.00	.00	.00	.00
2020 CONSTABLE PCT #1 FOREFEITURE FU	.00	.00	.00	.00
2020 VOICES - JUV CJD GRANT	12,186.97	32,394.91	3,594.34	35,989.25
2020 LOCAL TRUANCY PREVENTION & DIV	674.14	2,787.94	.00	.00
2020 COVID-19	.00	445,907.00	3,688.30	30,293.35
2020 COUNTY INFRASTRUCTURE FUND GRANT	.00	.00	.00	.00
2020 NO FUND RECORD	.00	.00	.00	.00
TOTAL	1,344,056.50	29,028,776.52	2,168,340.91	22,249,429.77

ACCOUNT NAME	BEGINNING CASH BALANCE	CASH RECEIPTS	CASH DISBURSEMENTS	ENDING CASH BALANCE
2020 010 GENERAL FUND				
COINS	1.00			1.00
CASH	323,908.25			13,769.76-
RETURNED CHECK FEES				
AMERICAN NATIONAL CASH				
VZC JURY CASH CLEARING				
VZC CHECKING DEBT SERVICE	3,337.00	1,400.00	1,320.00-	3,417.00
PETTY CASH COLLECTION-PCT. 1	100.00			100.00
PETTY CASH-CITY CLERK	500.00			500.00
PETTY CASH-DIST CLERK	400.00			400.00
COUNTY COURT JURY CASH				
DISTRICT COURT JURY CASH				
PETTY CASH-JP #1	200.00			200.00
PETTY CASH-JP #2	200.00			200.00
PETTY CASH-JP #4	200.00			200.00
PETTY CASH-SHERIFF				
PETTY CASH-TAX COLLECTOR	3,300.00			3,300.00
PETTY CASH-TAX COLL (BOAT)				
PETTY CASH-TAX (BOAT CK ACCT)				
TIME DEPOSIT ON ACCOUNT	5,827,704.18	1,222.41	500,000.00-	5,328,926.59
MBTA MUNICIPAL INVESTORS SERV	1,340.07			1,340.07
FUND TOTALS	6,161,193.20	1,038,711.11	1,875,086.71-	5,324,817.60
2020 012 RESERVE FUNDS				
CASH	.00	.00	.00	.00
TIME DEPOSIT ON ACCOUNT	.00	.00	.00	.00
MBTA MUNICIPAL INVESTORS SERV	.00	.00	.00	.00
FUND TOTALS	.00	.00	.00	.00
2020 015 SHERIFF CHAPTER 59 FORFEITURE				
CASH	2,419.08	.00	.00	2,419.08
AMERICAN NATIONAL CASH				
CASH-OTHER	.00	.00	.00	.00
TIME DEPOSIT ON ACCOUNT	16,342.01	2.88	.00	16,344.89
MBTA MUNICIPAL INVESTORS SERV	.00	.00	.00	.00
FUND TOTALS	18,761.09	2.88	.00	18,763.97
2020 016 DA FORFEITURE FUND				
CASH	.00	.00	.00	.00
D. A. ESCROW/BART ROGERS	3,104.37	.28	.00	3,104.65
D. A. ESCROW/SOLIZ	2,680.29	.24	.00	2,680.53
D. A. ESCROW/CALE	1,172.19	.16	.00	1,172.35
D. A. ESCROW/RODRIGUEZ	7,448.67	.67	.00	7,449.34
D. A. ESCROW - HUNTER	16,361.29	1.48	.00	16,362.77
D. A. ESCROW-ROSS/HOS/ELLISON	.00	1.37	.00-	1.37
D. A. ESCROW/	.00	.00	.00	.00
D. A. ESCROW/CAREN WHITE	520.67	.05	.00	520.72
D. A. ESCROW/	.00	.00	.00	.00
D. A. ESCROW/	.00	.00	.00	.00
D. A. ESCROW/ SAYULLO	29,034.42	2.62	.00	29,037.04
D. A. ESCROW/	652.15	.06	.00	652.21
D. A. ESCROW/ASHFRD, BRCHR, ALEX	11,533.68	1.05	.00	11,534.73
D. A. ESCROW/	.00	.00	.00	.00
D. A. ESCROW/	.00	.00	.00	.00
D. A. ESCROW/	.00	.00	.00	.00
D. A. ESCROW/	.00	.00	.00	.00
D. A. ESCROW/K.TURNER	7,193.56	.65	.00	7,194.21

ACCOUNT NAME	BEGINNING CASH BALANCE	CASH RECEIPTS	CASH DISBURSEMENTS	ENDING CASH BALANCE
D. A. ESCROW/ROY A. PETERSON	.00	.00	.00	.00
D. A. ESCROW/	.00	.00	.00	.00
D. A. ESCROW/M. FLOURNOY	6,406.29	.58	.00	6,406.87
D. A. ESCROW/JERRY WHITE, JR.	2,308.47	.31	.00	2,308.78
D. A. ESCROW/NIPP	8,142.64	.74	.00	8,143.38
D. A. ESCROW/	.00	.00	.00	.00
D. A. ESCROW/DICKERSON	1,000.90	.09	.00	1,000.99
D. A. ESCROW/HEREDIA GARCIA	2,925.13	.26	.00	2,925.39
D. A. ESCROW/DEWAYNE FRANKLIN	2,712.67	.24	.00	2,712.91
D. A. ESCROW/	.00	.00	.00	.00
D. A. ESCROW/A. RIOS	537.85	.07	.00	537.92
D. A. ESCROW/	.00	.00	.00	.00
D. A. ESCROW/ALFARO	3,653.31	.22	.00	3,653.53
D. A. ESCROW/MCANALLY	9,656.75	.87	.00	9,656.62
D. A. ESCROW/DESARAE DAVIS	2,202.81	.03	.00	2,202.84
D. A. ESCROW/ROLAND PLATT	3,131.60	.42	.00	3,132.02
D. A. ESCROW/	.00	.00	.00	.00
D. A. ESCROW/RODNEY ROSS	1,480.70	.20	.00	1,480.90
D. A. ESCROW/	.00	.00	.00	.00
D. A. ESCROW/	.00	.00	.00	.00
D. A. ESCROW/	.00	.00	.00	.00
D. A. ESCROW/	.00	.00	.00	.00
D. A. ESCROW/	.00	.00	.00	.00
D. A. ESCROW/	.00	.00	.00	.00
D. A. ESCROW/	.00	.00	.00	.00
D. A. ESCROW/	.00	.00	.00	.00
D. A. ESCROW/	.00	.00	.00	.00
D. A. ESCROW/	.00	.00	.00	.00
D. A. ESCROW/	.00	.00	.00	.00
D. A. ESCROW/	.00	.00	.00	.00
D. A. ESCROW/	.00	.00	.00	.00
D. A. ESCROW/	.00	.00	.00	.00
D. A. ESCROW/	.00	.00	.00	.00
D. A. ESCROW/	.00	.00	.00	.00
D. A. ESCROW/	.00	.00	.00	.00
D. A. ESCROW/	.00	.00	.00	.00
D. A. ESCROW/JOHN H TUCKER	5,036.51	.68	.00	5,037.19
D. A. ESCROW/	.00	.00	.00	.00
D. A. ESCROW/BILLINGTON	.00	.00	.00	.00
D. A. ESCROW/	.00	.00	.00	.00
D. A. ESCROW/	.00	.00	.00	.00







ACCOUNT NAME	BEGINNING CASH BALANCE	CASH RECEIPTS	CASH DISBURSEMENTS	ENDING CASH BALANCE
2020 021 ROAD & BRIDGE - PCT. 1	38,334.85	52,692.81	77,868.85	13,158.81
CASH DEPOSIT ON ACCOUNT	830,063.81	144.96	25,000.00	805,208.77
MBIA MUNICIPAL INVESTORS	3.66	.00	.00	3.66
FUND TOTALS	868,402.32	52,837.77	102,868.85	818,371.24
2020 022 ROAD & BRIDGE - PCT. 2	62,290.33	159,661.03	208,247.98	13,703.38
CASH DEPOSIT ON ACCOUNT	1,258,496.33	332.64	125,000.00	1,133,828.97
MBIA MUNICIPAL INVESTORS	319,993.22	.00	.00	319,993.22
FUND TOTALS	1,640,779.88	159,993.67	333,247.98	1,467,525.57
2020 023 ROAD & BRIDGE - PCT. 3	47,940.42	81,499.37	121,014.43	8,425.36
CASH DEPOSIT ON ACCOUNT	1,297,499.53	225.77	50,000.00	1,247,725.30
MBIA MUNICIPAL INVESTORS	.65	.00	.00	.65
FUND TOTALS	1,345,440.60	81,725.14	171,014.43	1,256,151.31
2020 024 ROAD & BRIDGE - PCT. 4	47,282.23	27,286.45	62,457.40	12,111.28
CASH DEPOSIT ON ACCOUNT	986,357.87	174.65	.00	986,532.52
MBIA MUNICIPAL INVESTORS	365.82	.00	.00	365.82
FUND TOTALS	1,034,005.92	27,461.10	62,457.40	999,009.62
2020 026 ROAD & BRIDGE - GEN	8,796.09	4,718.32	4,245.68	9,268.73
CASH DEPOSIT ON ACCOUNT	1,020.98	.17	.00	1,021.15
MBIA MUNICIPAL INVESTORS	.00	.00	.00	.00
FUND TOTALS	9,817.07	4,718.49	4,245.68	10,289.88
2020 035 VICTIM COORDINATOR GRANT	9,934.98	11,307.66	4,970.67	3,597.99
CASH DEPOSIT ON ACCOUNT	.00	.00	.00	.00
MBIA MUNICIPAL INVESTORS	.00	.00	.00	.00
FUND TOTALS	9,934.98	11,307.66	4,970.67	3,597.99
2020 036 DA FORFEITURE FUND II	5,498.65	2,838.97	885.82	7,451.80
CASH DEPOSIT ON ACCOUNT	2,221.53	.39	.00	2,221.92
MBIA MUNICIPAL INVESTORS	.00	.00	.00	.00
FUND TOTALS	7,720.18	2,839.36	885.82	9,673.72
2020 037 CONSTABLE PCT #4 SEIZURE	760.89	.00	.00	760.89
CASH DEPOSIT ON ACCOUNT	5,879.82	1.03	.00	5,880.85
MBIA MUNICIPAL INVESTORS	.00	.00	.00	.00
FUND TOTALS	6,640.71	1.03	.00	6,641.74
2020 040 COUNTY LAW LIBRARY FUND	8,940.31	2,695.00	3,136.48	8,498.83

ACCOUNT NAME	BEGINNING CASH BALANCE	CASH RECEIPTS	CASH DISBURSEMENTS	ENDING CASH BALANCE
2020 042 COUNTY FREE LIBRARY				
CASH	22,491.68	10,751.24	11,605.17-	21,637.75
TIME DEPOSIT ON ACCOUNT	.00	.00	.00	.00
MBIA MUNICIPAL INVESTORS SERV	.00	.00	.00	.00
FUND TOTALS	22,491.68	10,751.24	11,605.17-	21,637.75
2020 043 COMMUNITY LIBRARY CONTRIBUTION				
CASH	.00	.00	.00	.00
TIME DEPOSIT ON ACCOUNT	.00	.00	.00	.00
MBIA MUNICIPAL INVESTORS SERV	.00	.00	.00	.00
FUND TOTALS	.00	.00	.00	.00
2020 047 DIGITIZE RECORDS				
CASH	1,633.08	1,075.58	.00	2,708.66
TIME DEPOSIT ON ACCOUNT	92,894.48	16.43	.00	92,910.91
MBIA	.00	.00	.00	.00
FUND TOTALS	94,527.56	1,092.01	.00	95,619.57
2020 048 SUPPLEMENTAL GUARDIANSHIP				
CASH	2,177.22	380.00	.00	2,557.22
TEXPOOL	34,439.57	6.09	.00	34,445.66
FUND TOTALS	36,616.79	386.09	.00	37,002.88
2020 049 COUNTY CHILD ABUSE PREVENTION				
CASH	1,811.28	197.39	.00	2,008.67
TIME DEPOSIT ON ACCOUNT	8,279.17	1.46	.00	8,280.63
FUND TOTALS	10,090.45	198.85	.00	10,289.30
2020 050 COUNTY SPECIALTY COURT ACCOUNT				
CASH	709.76	198.23	.00	907.99
TIME DEPOSIT ON ACCOUNT	.03	.00	.00	.03
MBIA MUNICIPAL INVESTORS SERV	.00	.00	.00	.00
FUND TOTALS	709.79	198.23	.00	908.02
2020 052 COUNTY & DISTRICT TECH FUND				
CASH	508.75	86.68	.00	595.43
TIME DEPOSIT ON ACCOUNT	4,987.14	.88	.00	4,988.02
MBIA	.00	.00	.00	.00
FUND TOTALS	5,495.89	87.56	.00	5,583.45
2020 053 CAPITALCREDITSECONOMICDEVELOP				
CASH	507.53	.00	.00	507.53
TIME DEPOSIT ON ACCOUNT	311,373.17	55.09	.00	311,428.26
FUND TOTALS	311,880.70	55.09	.00	311,935.79
2020 054 DISTRICT CLERK TECHNOLOGY FUND				
CASH	1,111.24	795.00	.00	1,906.24
TIME DEPOSIT ON ACCOUNT	30,021.03	5.31	.00	30,026.34
MBIA MUNICIPAL INVESTORS SERV	.00	.00	.00	.00
FUND TOTALS	31,132.27	800.31	.00	31,932.58
2020 055 CHAPTER 19				
	.00	.00	.00	.00

ACCOUNT NAME	BEGINNING CASH BALANCE	CASH RECEIPTS	CASH DISBURSEMENTS	ENDING CASH BALANCE
2020 056 COUNTY RECORDS FUND	1,437.30	1,017.87	804.00-	1,651.17
CASH DEPOSIT ON ACCOUNT	145,015.95	25.65	.00	145,041.60
MBIA MUNICIPAL INVESTORS SERV	.00	.00	.00	.00
FUND TOTALS	146,453.25	1,043.52	804.00-	146,692.77
2020 057 COUNTY CLERK RECORDS FUND	9,752.34	12,916.54	5,000.00-	17,668.88
CASH DEPOSIT ON ACCOUNT	201,793.13	5,036.08	.00	206,829.21
MBIA MUNICIPAL INVESTORS SERV	.00	.00	.00	.00
FUND TOTALS	211,545.47	17,952.62	5,000.00-	224,498.09
2020 058 DISTRICT CLERK RECORDS FUND	1,306.06	442.74	.00	1,748.80
CASH DEPOSIT ON ACCOUNT	9,428.21	1.66	.00	9,429.87
FUND TOTALS	10,734.27	444.40	.00	11,178.67
2020 059 COUNTY CLERK ARCHIVE	9,345.91	12,924.00	.00	22,269.91
CASH DEPOSIT ON ACCOUNT	416,489.48	73.68	.00	416,563.16
FUND TOTALS	425,835.39	12,997.68	.00	438,833.07
2020 070 PERMANENT IMPROVEMENT FUND	102,303.62	100,000.00	190,000.00-	12,303.62
CASH DEPOSIT ON ACCOUNT	79,420.08	190,035.28	.00	269,455.36
MBIA MUNICIPAL INVESTORS SERV	.00	.00	.00	.00
FUND TOTALS	181,723.70	290,035.28	190,000.00-	281,758.98
2020 075 RIGHT-OF-WAY FUND	.00	.00	.00	.00
CASH DEPOSIT ON ACCOUNT	.00	.00	.00	.00
MBIA MUNICIPAL INVESTORS SERV	.00	.00	.00	.00
FUND TOTALS	.00	.00	.00	.00
2020 084 TAX ANTICIPATION NOTES	.00	.00	.00	.00
CASH DEPOSIT ON ACCOUNT	.00	.00	.00	.00
MBIA MUNICIPAL INVESTORS SERV	.00	.00	.00	.00
FUND TOTALS	.00	.00	.00	.00
2020 085 DEBT SERVICE FUND	31,847.92	16,180.54	.00	48,028.46
CASH DEPOSIT ON ACCOUNT	375,547.38	298.75	.00	375,846.13
MBIA MUNICIPAL INVESTORS SERV	407,395.30	16,479.29	.00	423,874.59
FUND TOTALS	814,789.60	16,878.58	.00	831,668.18
2020 087 VZC INDIGENT HEALTH PROGRAM	4,019.27	12,083.33	11,345.98-	4,756.62
CASH DEPOSIT ON ACCOUNT	159,192.06	.00	.00	159,192.06
MBIA MUNICIPAL INVESTORS SERV	.00	.00	.00	.00
FUND TOTALS	163,211.33	12,083.33	11,345.98-	163,948.68
2020 088 SOIL CONSERVATION DIST FUND	8,667.21	.00	.00	8,667.21

ACCOUNT NAME	BEGINNING CASH BALANCE	CASH RECEIPTS	CASH DISBURSEMENTS	ENDING CASH BALANCE
2020 090 APPELLATE JUSTICE SYSTEM FUND	1,115.35	390.00	1,085.00	420.35
CASH				
TIME DEPOSIT ON ACCOUNT	.00	.00	.00	.00
MBIA MUNICIPAL INVESTORS SERV	.00	.00	.00	.00
FUND TOTALS	1,115.35	390.00	1,085.00	420.35
2020 095 PAYROLL CLEARING ACCOUNT	194,039.82	.00	.00	194,039.82
CASH				
MBIA MUNICIPAL INVESTORS SERV	194,039.82	.00	.00	194,039.82
FUND TOTALS	194,039.82	.00	.00	194,039.82
2020 096 GEN FIXED ASSETS ACCOUNT GRP	.00	.00	.00	.00
MBIA MUNICIPAL INVESTORS SERV	.00	.00	.00	.00
FUND TOTALS	.00	.00	.00	.00
2020 097 LONG TERM DEBT GROUP	.00	.00	.00	.00
MBIA MUNICIPAL INVESTORS SERV	.00	.00	.00	.00
FUND TOTALS	.00	.00	.00	.00
2020 131 VAN ZANDT COUNTY JAIL	63,392.37	274,075.38	343,390.45	5,922.70
CASH				
MEDICARE PAYABLE	.00	.00	.00	.00
VOUCHERS PAYABLE	.00	.00	.00	.00
TIME DEPOSIT ON ACCOUNT	538,500.00	150,000.00	50,000.00	638,500.00
MBIA MUNICIPAL INVESTORS SERV	601,892.37	424,075.38	393,390.45	632,577.30
FUND TOTALS	601,892.37	424,075.38	393,390.45	632,577.30
2020 132 VAN ZANDT COUNTY SHERIFF DEPT	29,330.40	298,958.17	342,081.17	13,792.60
CASH				
TIME DEPOSIT ON ACCOUNT	477,000.00	125,000.00	75,000.00	527,000.00
MBIA MUNICIPAL INVESTORS SERV	506,330.40	423,958.17	417,081.17	513,207.40
FUND TOTALS	506,330.40	423,958.17	417,081.17	513,207.40
2020 145 SOLID WASTE GRANT	203.03	.00	.00	203.03
CASH				
TIME DEPOSIT ON ACCOUNT	.00	.00	.00	.00
FUND TOTALS	203.03	.00	.00	203.03
2020 147 2020 HAVA CARES ACT	.00	67,313.34	65,000.00	2,313.34
CASH				
TDOA	.00	65,011.50	.00	65,011.50
MBIA	.00	.00	.00	.00
FUND TOTALS	.00	132,324.84	65,000.00	67,324.84
2020 400 FRUITVALE 2011 TXCDBG 710056	.00	.00	.00	.00
CASH				
WATER GRANT CASH	.00	.00	.00	.00
FUND TOTALS	.00	.00	.00	.00
2020 401 BENWHEELERMSC 71348911131115	.00	.00	.00	.00
FUND TOTALS	.00	.00	.00	.00
2020 402 LITTLEHOPEMOOREMSC713026081315	.00	.00	.00	.00
CASH				

ACCOUNT NAME	BEGINNING CASH BALANCE	CASH RECEIPTS	CASH DISBURSEMENTS	ENDING CASH BALANCE
2020 540 PRETRIAL SUPERVISION	1,815.89	3,610.00	4,291.27-	1,134.62
CASH	132,538.95	23.44	.00	132,560.39
TDOA	134,352.84	3,633.44	4,291.27-	133,695.01
FUND TOTALS				
2020 541 COMMUNITY SUP & CORRECTIONS	6,270.27	32,846.48	43,771.21-	4,654.46-
CASH	100.00	.00	.00	100.00
PETTY CASH	369,840.70	65.43	.00	369,906.13
TIME DEPOSIT ON ACCOUNT	.00	.00	.00	.00
MBIA MUNICIPAL INVESTORS SERV	376,210.97	32,911.91	43,771.21-	365,351.67
FUND TOTALS				
2020 542 ADULT PROBATION CIVIL	6,393.09	1,509.00	1,336.45-	6,565.64
CASH	51,116.08	128.81	.00	51,244.89
TDOA	310,954.57	.00	.00	310,954.57
MBIA	368,463.74	1,637.81	1,336.45-	368,765.10
FUND TOTALS				
2020 543 HIGH RISK SUBSTANCE ABUSE -CCP	7,615.44	.00	4,358.03-	3,257.41
CASH	.00	.00	.00	.00
TIME DEPOSIT ON ACCOUNT	.00	.00	.00	.00
MBIA MUNICIPAL INVESTORS SERV	7,615.44	.00	4,358.03-	3,257.41
FUND TOTALS				
2020 544 HIGH RISK SEX OFFENDER -CCP	7,465.86	.00	5,119.11-	2,346.75
CASH	.00	.00	.00	.00
TIME DEPOSIT ON ACCOUNT	.00	.00	.00	.00
MBIA MUNICIPAL INVESTORS SERV	7,465.86	.00	5,119.11-	2,346.75
FUND TOTALS				
2020 545 GRANT C COMMIT REDUCTION PROG	7,253.26	.00	5,511.30-	1,741.96
CASH	7,253.26	.00	5,511.30-	1,741.96
FUND TOTALS				
2020 546 JUVENILE PROBATION FUND	7,897.47	61,533.00	37,763.17-	31,667.30
CASH	100,000.00	.00	.00	100,000.00
TIME DEPOSIT ON ACCOUNT	.00	.00	.00	.00
MBIA MUNICIPAL INVESTORS SERV	107,897.47	61,533.00	37,763.17-	131,667.30
FUND TOTALS				
2020 547 VZCJPD STATE AID GRANT	82,692.43	12,498.88	36,975.97-	58,215.34
CASH	.00	.00	.00	.00
TIME DEPOSIT ON ACCOUNT	.00	.00	.00	.00
MBIA MUNICIPAL INVESTORS SERV	82,692.43	12,498.88	36,975.97-	58,215.34
FUND TOTALS				
2020 549 VZCJPD - GRANT N	21,032.31	.00	7,335.83-	13,696.48
CASH	.00	.00	.00	.00
TIME DEPOSIT ON ACCOUNT	.00	.00	.00	.00
MBIA MUNICIPAL INVESTORS SERV	21,032.31	.00	7,335.83-	13,696.48
FUND TOTALS				
2020 550 D A SUPPLEMENTAL FUND	4,662.57-	7,500.00	2,230.05-	607.38
CASH				

ACCOUNT NAME	BEGINNING CASH BALANCE	CASH RECEIPTS	CASH DISBURSEMENTS	ENDING CASH BALANCE
2020 551 VOICES - JUV CJD GRANT	2,185.03-	2,185.03	.00	.00
TIME DEPOSIT ON ACCOUNT	.00	.00	.00	.00
FUND TOTALS	2,185.03-	2,185.03	.00	.00
2020 552 ETCOG RESIDENTIAL	811.00-	.00	50.00-	861.00-
CASH	811.00-	.00	50.00-	861.00-
FUND TOTALS	811.00-	.00	50.00-	861.00-
2020 555 JUVENILE PROBATION INTEREST	84.64	1.29	.00	85.93
CASH	84.64	1.29	.00	85.93
TIME DEPOSIT ON ACCOUNT	23,899.82	21.91	.00	23,921.73
MBIA MUNICIPAL INVESTORS SERV	.00	.00	.00	.00
FUND TOTALS	23,984.46	23.20	.00	24,007.66
2020 556 REGIONAL SERVICE ENHANCEMENT	35,478.36	.00	6,871.88-	28,606.48
CASH	35,478.36	.00	6,871.88-	28,606.48
FUND TOTALS	35,478.36	.00	6,871.88-	28,606.48
2020 558 GRANT S	7,657.67	.00	3,787.35-	3,870.32
CASH	7,657.67	.00	3,787.35-	3,870.32
FUND TOTALS	7,657.67	.00	3,787.35-	3,870.32
2020 559 MENTAL IMPAIRMENT CASELOAD	16,363.27	10,000.00	14,436.56-	11,926.71
CASH	16,363.27	10,000.00	14,436.56-	11,926.71
TIME DEPOSIT ON ACCOUNT	.00	.00	.00	.00
MBIA MUNICIPAL INVESTORS SERV	.00	.00	.00	.00
FUND TOTALS	16,363.27	20,000.00	24,436.56-	11,926.71
2020 565 INDIGENT DEFENSE GRANT	20,634.68	.00	4,290.21-	16,344.47
CASH	20,634.68	.00	4,290.21-	16,344.47
TIME DEPOSIT ON ACCOUNT	25,620.54	.00	.00	25,620.54
FUND TOTALS	46,255.22	.00	4,290.21-	41,965.01
2020 567 FIRE MARSHAL	55,672.48-	99,315.00	12,600.84-	31,041.68
CASH	55,672.48-	99,315.00	12,600.84-	31,041.68
TDCA	162,202.13	18.46	70,000.00-	92,220.59
FUND TOTALS	106,329.65	99,333.46	82,600.84-	123,262.27
2020 568 TECHNOLOGY RESOURCES	.00	.00	.00	.00
CASH	.00	.00	.00	.00
TIME DEPOSIT ON ACCOUNT	.00	.00	.00	.00
FUND TOTALS	.00	.00	.00	.00
2020 569 HAVA ELECTION GRANT	10,159.98	10,002.76	10,000.00-	159.98
CASH	10,159.98	10,002.76	10,000.00-	159.98
TDCA	5,200.00	.00	.00	5,200.76
MBIA	.00	.00	.00	.00
FUND TOTALS	15,359.98	10,002.76	10,000.00-	15,362.74
2020 570 GOLDEN WATER SUPPLY CORP	.00	.00	.00	.00
GOLDEN WATER TDHCA 726216	.00	.00	.00	.00
MBIA MUNICIPAL INVESTORS SERVI	.00	.00	.00	.00

ACCOUNT NAME FUND TOTALS	BEGINNING CASH BALANCE	CASH RECEIPTS	CASH DISBURSEMENTS	ENDING CASH BALANCE
2020 580 D.A. CHECK COLLECTION FUND				
CASH DEPOSIT ON ACCOUNT	2,151.02	1.88	276.70-	1,874.32
MBIA MUNICIPAL INVESTORS SERV	10,671.76	1.88	.00	10,673.64
FUND TOTALS	12,822.78	1.88	276.70-	12,547.96
2020 591 CONSTABLE #1 TLEOSE FUND				
CASH	2,534.43	.00	.00	2,534.43
CASH - CITIZENS NATIONAL	.49-	.00	.00	.49-
TDOA	.00	.00	.00	.00
MBIA MUNICIPAL INVESTORS SERV	.00	.00	.00	.00
FUND TOTALS	2,533.94	.00	.00	2,533.94
2020 592 CONSTABLE #2 TLEOSE FUND				
CASH	2,692.48	.00	.00	2,692.48
CASH OTHER	.00	.00	.00	.00
MBIA MUNICIPAL INVESTORS SERV	.00	.00	.00	.00
FUND TOTALS	2,692.48	.00	.00	2,692.48
2020 593 CONSTABLE #3 TLEOSE FUND				
CASH	1,359.92	.00	.00	1,359.92
CASH OTHER - CITY NATIONAL	3,738.50	.00	.00	3,738.50
MBIA MUNICIPAL INVESTORS SERV	.00	.00	.00	.00
FUND TOTALS	5,098.42	.00	.00	5,098.42
2020 594 CONSTABLE #4 TLEOSE FUND				
CASH	633.01	.00	.00	633.01
TIME DEPOSIT ON ACCOUNT	5,000.89	.88	.00	5,001.77
MBIA MUNICIPAL INVESTORS SERV	.00	.00	.00	.00
FUND TOTALS	5,633.90	.88	.00	5,634.78
2020 595 SHERIFF TLEOSE FUND				
CASH	923.39	.00	.00	923.39
TDOA	9,001.60	1.59	.00	9,003.19
MBIA MUNICIPAL INVESTORS SERV	.00	.00	.00	.00
FUND TOTALS	9,924.99	1.59	.00	9,926.58
2020 596 DA TLEOSE FUND				
CASH	2,290.27	.00	.00	2,290.27
MBIA MUNICIPAL INVESTORS SERV	.00	.00	.00	.00
FUND TOTALS	2,290.27	.00	.00	2,290.27
2020 600 JUSTICE COURT TECHNOLOGY FUND				
CASH	5,601.39	875.16	.00	6,476.55
TIME DEPOSIT ON ACCOUNT	53,646.75	9.48	.00	53,656.23
MBIA MUNICIPAL INVESTORS SERV	.00	.00	.00	.00
FUND TOTALS	59,248.14	884.64	.00	60,132.78
2020 800 CONTRIBUTION RELIEF FUND				
CASH	16,082.93	.00	.00	16,082.93
TIME DEPOSIT ON ACCOUNT	.00	.00	.00	.00
FUND TOTALS	16,082.93	.00	.00	16,082.93
2020 802 VETERAN'S MEMORIAL WALL FUND				
CASH	.00	.00	.00	.00

ACCOUNT NAME	BEGINNING CASH BALANCE	CASH RECEIPTS	CASH DISBURSEMENTS	ENDING CASH BALANCE
2020 803 HISTORICAL COMMISSION CASH	3,014.12	.00	.00	3,014.12
TIME DEPOSIT ON ACCOUNT	5,281.01	.92	.00	5,281.94
FUND TOTALS	8,295.13	.93	.00	8,296.06
2020 804 VAN TORNADO-ASSISTANCE VAN TORNADO-ASSISTANCE-CASH	.00	.00	.00	.00
VTASSI-TIME DEPOSITON ACCOUNT	.00	.00	.00	.00
FUND TOTALS	.00	.00	.00	.00
2020 805 FEMA - DEC 2015 STORM	.00	.00	.00	.00
CASH	.00	.00	.00	.00
TIME DEPOSIT ON ACCOUNT	.00	.00	.00	.00
FUND TOTALS	.00	.00	.00	.00
2020 806 FEMA APRIL 2016 STORM	.00	.00	.00	.00
CASH	.00	.00	.00	.00
TIME DEPOSIT ON ACCOUNT	.00	.00	.00	.00
FUND TOTALS	.00	.00	.00	.00
2020 807 HAZARD MITIGATION GRANT	18,999.99-	.00	.00	18,999.99-
CASH	.00	.00	.00	.00
TIME DEPOSIT ON ACCOUNT	.00	.00	.00	.00
MBIA MUNICIPAL INVESTORS SERV	.00	.00	.00	.00
FUND TOTALS	18,999.99-	.00	.00	18,999.99-
2020 808 COURTHOUSE PLANNING GRANT	.00	.00	.00	.00
CASH	.00	.00	.00	.00
WATER GRANT CASH	.00	.00	.00	.00
FUND TOTALS	.00	.00	.00	.00
2020 809 PRETRIAL INTERVENTION PROGRAM	2,479.96	.00	506.82-	1,973.14
CASH	49,809.42	8.81	.00	49,818.23
TIME DEPOSIT ON ACCOUNT	52,289.38	8.81	.00	51,791.37
FUND TOTALS	870.00	4.49	.00	870.00
2020 810 SHERIFF JUSTICE FORFEITURE FUN	25,430.43	.00	.00	25,430.43
CASH	26,300.43	4.49	.00	26,304.92
TIME DEPOSIT ON ACCOUNT	.00	.00	.00	.00
FUND TOTALS	.00	.00	.00	.00
2020 811 SHERIFF TREASURY FORFEITURE FU	.00	.00	.00	.00
CASH	.00	.00	.00	.00
TIME DEPOSIT ON ACCOUNT	.00	.00	.00	.00
FUND TOTALS	.00	.00	.00	.00
2020 812 CONSTABLE PCT #1 FOREFEITURE FU	500.00	.00	.00	500.00
CASH	.00	.00	.00	.00
TIME DEPOSIT ON ACCOUNT	.00	.00	.00	.00
FUND TOTALS	500.00	.00	.00	500.00
2020 813 VOICES - JUV CJD GRANT	11,862.38-	12,186.97	3,918.93-	3,594.34-
VOICES - CJD JUV GRANT	.00	.00	.00	.00
TIME DEPOSIT ON ACCOUNT	.00	.00	.00	.00



ACCOUNT NAME	BEGINNING CASH BALANCE	CASH RECEIPTS	CASH DISBURSEMENTS	ENDING CASH BALANCE
2020 814 LOCAL TRUANCY PREVENTION & DIV	2,113.80	674.14	.00	2,787.94
CASH		.00	.00	.00
TIME DEPOSIT ON ACCOUNT		674.14	.00	2,787.94
FUND TOTALS	2,113.80	674.14	.00	2,787.94
2020 815 COVID-19	20,031.17	.00	4,758.58	15,272.59
CASH		.00	.00	.00
TIME DEPOSIT ON ACCOUNT	400,000.00	.00	.00	400,000.00
MBIA		.00	.00	.00
FUND TOTALS	420,031.17	.00	4,758.58	415,272.59
2020 816 COUNTY INFRASTRUCTURE FUND GRANT	.00	.00	.00	.00
CASH		.00	.00	.00
TIME DEPOSIT ON ACCOUNT		.00	.00	.00
MBIA MUNICIPAL INVESTERS SERV		.00	.00	.00
FUND TOTALS	.00	.00	.00	.00
2020 816 NO FUND RECORD	.00	.00	.00	.00
FUND TOTALS	.00	.00	.00	.00
GRAND TOTALS	16,712,020.74	3,022,672.22	3,976,130.61	15,758,562.35

ACCOUNT NUMBER	ACCOUNT NAME	DATE	AMDMT NUMBER	OLD BUDGET AMOUNT	AMENDED BUDGET AMOUNT	AMOUNT OF CHANGE	DESCRIPTION	CLK
2020 010-401-310	OFFICE SUPPLIES	06/10/2020	200048	250.00	200.00	50.00-	LINE ITEM TRANSFER	MK
2020 010-401-311	POSTAGE	06/10/2020	200048	100.00	150.00	50.00-	LINE ITEM TRANSFER	MK
EXPENDITURES - COMM. CT.			TOTAL AMENDMENTS	2	TOTAL CHANGES	.00		
2020 010-403-310	OFFICE SUPPLIES	08/05/2020	200066	11,000.00	10,000.00	1,000.00-	LINE ITEM TRANSFER	MK
2020 010-403-311	POSTAGE	04/03/2020	200034	5,500.00	5,300.00	200.00-	LINE ITEM TRANSFER	MK
2020 010-403-311	POSTAGE	05/14/2020	200044	5,300.00	4,800.00	500.00-	LINE ITEM TRANSFER	MK
2020 010-403-495	MISCELLANEOUS	04/03/2020	200034	250.00	450.00	200.00	LINE ITEM TRANSFER	MK
2020 010-403-495	MISCELLANEOUS	05/14/2020	200044	450.00	950.00	500.00	LINE ITEM TRANSFER	MK
2020 010-403-495	MISCELLANEOUS	08/05/2020	200066	950.00	1,950.00	1,000.00	LINE ITEM TRANSFER	MK
EXPENDITURES - COUNTY CLERK			TOTAL AMENDMENTS	6	TOTAL CHANGES	.00		
2020 010-409-401	ACCOUNTING/AUDITIN	06/24/2020	200053	45,000.00	40,000.00	5,000.00-	LINE ITEM TRANSFER	MK
2020 010-409-402	CONTRACT SERVICES	10/30/2020	200007	.00	7,000.00	7,000.00	LINE ITEM TRANSFER	MK
2020 010-409-457	MAINT. & SERVICE C	06/24/2020	200053	9,500.00	14,500.00	5,000.00	LINE ITEM TRANSFER	MK
2020 010-409-800	CONTINGENCY	10/30/2019	200007	370,000.00	363,000.00	7,000.00-	LINE ITEM TRANSFER	MK
EXPENDITURES - NON DEPARTMENT			TOTAL AMENDMENTS	4	TOTAL CHANGES	.00		
2020 010-437-406	TRANSCRIPT AND DEF	05/01/2020	200039	15,000.00	23,000.00	8,000.00	LINE ITEM TRANSFER	MK
2020 010-437-415	INDIGENT LEGAL AID	05/01/2020	200039	430,000.00	422,000.00	8,000.00-	LINE ITEM TRANSFER	MK
EXPENDITURES - ADULT DIST CRT			TOTAL AMENDMENTS	2	TOTAL CHANGES	.00		
2020 010-450-310	OFFICE SUPPLIES	06/24/2020	200054	6,800.00	5,300.00	1,500.00-	LINE ITEM TRANSFER	MK
2020 010-450-311	POSTAGE	06/24/2020	200054	5,500.00	7,000.00	1,500.00	LINE ITEM TRANSFER	MK
EXPENDITURES - DISTRICT CLERK			TOTAL AMENDMENTS	2	TOTAL CHANGES	.00		
2020 010-476-310	OFFICE SUPPLIES	06/10/2020	200049	5,000.00	6,000.00	1,000.00	LINE ITEM TRANSFER	MK
2020 010-476-427	TRAINING	06/10/2020	200049	7,000.00	6,000.00	1,000.00-	LINE ITEM TRANSFER	MK
EXPENDITURES - DA			TOTAL AMENDMENTS	2	TOTAL CHANGES	.00		
2020 010-497-310	OFFICE SUPPLIES	08/05/2020	200068	2,135.00	2,435.00	300.00	LINE ITEM TRANSFER	MK
2020 010-497-427	TRAINING	08/05/2020	200068	3,750.00	2,950.00	800.00-	LINE ITEM TRANSFER	MK
2020 010-497-483	BONDING	06/24/2020	200055	1,100.00	150.00	50.00-	LINE ITEM TRANSFER	MK
2020 010-497-495	MISCELLANEOUS	06/24/2020	200055	190.00	140.00	50.00-	LINE ITEM TRANSFER	MK
2020 010-497-572	OFFICE EQUIPMENT	08/05/2020	200068	500.00	1,000.00	500.00	LINE ITEM TRANSFER	MK
EXPENDITURES - CO. TREASURER			TOTAL AMENDMENTS	5	TOTAL CHANGES	.00		
2020 010-503-572	OFFICE EQUIPMENT	11/27/2019	200011	77,000.00	76,923.91	76.09-	LINE ITEM TRANSFER	MK
2020 010-503-588	FINANCING LEASE IN	11/27/2019	200011	1,018.00	1,025.59	7.59	LINE ITEM TRANSFER	MK
2020 010-503-589	EQUIPMENT PAYMENTS	11/27/2019	200011	31,764.39	31,832.89	68.50	LINE ITEM TRANSFER	MK
EXPENDITURES-DATA PROCESSING			TOTAL AMENDMENTS	3	TOTAL CHANGES	.00		
2020 010-551-428	FUEL AND LUBRICANT	01/08/2020	200020	1,000.00	500.00	500.00-	LINE ITEM TRANSFER	MK
2020 010-551-451	AUTO MAINTENANCE	01/08/2020	200020	1,000.00	1,500.00	500.00	LINE ITEM TRANSFER	MK
EXPENDITURES - CONSTABLE PCT.1			TOTAL AMENDMENTS	2	TOTAL CHANGES	.00		
2020 010-552-330	FUEL AND LUBRICANT	07/08/2020	200058	3,500.00	3,356.00	144.00-	LINE ITEM TRANSFER	MK
2020 010-552-419	OTHER PROFESSIONAL	07/08/2020	200058	180.00	324.00	144.00	LINE ITEM TRANSFER	MK
EXPENDITURES - CONSTABLE PCT.2			TOTAL AMENDMENTS	2	TOTAL CHANGES	.00		
2020 010-554-310	OFFICE SUPPLIES	08/05/2020	200067	350.00	950.00	600.00	LINE ITEM TRANSFER	MK
2020 010-554-428	FUEL & LUBRICANTS--	08/05/2020	200067	1,000.00	400.00	600.00-	LINE ITEM TRANSFER	MK
EXPENDITURES - CONSTABLE PCT.4			TOTAL AMENDMENTS	2	TOTAL CHANGES	.00		
2020 015-560-427	TRAINING	03/05/2020	200030	.00	1,000.00	1,000.00	LINE ITEM TRANS - FORFEITUR	MK

ACCOUNT NUMBER	ACCOUNT NAME	DATE	AMDT NUMBER	OLD BUDGET AMOUNT	AMENDED BUDGET AMOUNT	AMOUNT OF CHANGE	DESCRIPTION	CLK
2020 015-560-495	MISC EXPENDITURES - SHERIFF FORFEIT	03/05/2020	200030	10,000.00	9,000.00	1,000.00-	LINE ITEM TRANS - FORFEITUR	MK
			TOTAL AMENDMENTS	TOTAL CHANGES	TOTAL CHANGES	.00		
2020 021-380-200	FINANCING ISSURANC	10/17/2019	200006	120,970.00-	120,970.00-	120,970.00-	INCREASE REVENUE & EXPENSE	MK
			TOTAL AMENDMENTS	TOTAL CHANGES	TOTAL CHANGES	120,970.00-		
2020 021-621-335	ROAD & BRIDGE MATE	01/23/2020	200023	746,694.00	726,694.00	20,000.00-	LINE ITEM TRANSFER	SH
2020 021-621-340	SHOP SUPPLIES & TO	07/08/2020	200059	6,000.00	5,400.00	600.00-	LINE ITEM TRANSFER	MK
2020 021-621-441	GAS	07/08/2020	200059	600.00	1,200.00	600.00	LINE ITEM TRANSFER	MK
2020 021-621-451	REPAIR & MAINT -MA	01/23/2020	200023	30,000.00	50,000.00	20,000.00	LINE ITEM TRANSFER	SH
2020 021-621-451	REPAIR & MAINT -MA	08/05/2020	200069	50,596.00	69,596.00	19,596.00-	LINE ITEM TRANSFER	SH
2020 021-621-495	MISCELLANEOUS EXP	08/05/2020	200069	10,342.00	11,842.00	8,500.00-	LINE ITEM TRANSFER	MK
2020 021-621-571	EQUIPMENT PURCHASE	10/17/2019	200006	50,000.00	170,970.00	120,970.00-	INCREASE REVENUE & EXPENSE	MK
2020 021-621-571	EQUIPMENT PURCHASE	08/05/2020	200069	170,970.00	159,874.00	11,096.00-	LINE ITEM TRANSFER	MK
			TOTAL AMENDMENTS	TOTAL CHANGES	TOTAL CHANGES	120,970.00-		
2020 022-622-335	ROAD & BRIDGE MATE	10/10/2019	200005	1,269,523.00	1,269,523.00	7,000.00-	LINE ITEM TRANSFER	MK
2020 022-622-335	ROAD & BRIDGE MATE	06/24/2020	200056	1,269,523.00	1,354,523.00	7,000.00	LINE ITEM TRANSFER	MK
2020 022-622-461	MACHINERY RENTAL	10/10/2019	200005	185,000.00	100,000.00	85,000.00-	LINE ITEM TRANSFER	MK
2020 022-622-800	CONTINGENCY	06/24/2020	200056	185,000.00	100,000.00	85,000.00-	LINE ITEM TRANSFER	MK
			TOTAL AMENDMENTS	TOTAL CHANGES	TOTAL CHANGES	.00		
2020 023-370-100	ROAD DAMAGE PAYMEN	04/17/2020	200037	15,600.00-	15,600.00-	15,600.00-	INCREASE REV & EXP - R&B#3	MK
			TOTAL AMENDMENTS	TOTAL CHANGES	TOTAL CHANGES	15,600.00-		
2020 023-371-100	OTHER MISC. REVENU	02/19/2020	200028	1,000.00	4,225.44-	4,225.44-	INCREASE REV AND EXP INSURA	SH
			TOTAL AMENDMENTS	TOTAL CHANGES	TOTAL CHANGES	4,225.44-		
2020 023-623-103	SALARIES - EMPLOYE	05/14/2020	200045	257,454.35	244,155.81	13,298.54-	LINE ITEM TRANSFER	MK
2020 023-623-103	SALARIES - EMPLOYE	08/05/2020	200070	244,155.81	232,155.81	12,000.00-	LINE ITEM TRANSFER	MK
2020 023-623-107	SALARIES-EXTRA HEL	08/05/2020	200070	35,000.00	46,500.00	11,500.00	LINE ITEM TRANSFER	MK
2020 023-623-110	SALARIES - COMP TI	05/14/2020	200045	13,298.54	13,298.54	13,298.54	LINE ITEM TRANSFER	MK
2020 023-623-110	SALARIES - COMP TI	08/05/2020	200070	13,298.54	19,398.54	6,100.00	LINE ITEM TRANSFER	MK
2020 023-623-202	GROUP INSURANCE	08/05/2020	200070	69,601.68	64,001.68	5,600.00-	LINE ITEM TRANSFER	MK
2020 023-623-310	OFFICE SUPPLIES	08/05/2020	200071	100.00	113.14	13.14	LINE ITEM TRANSFER	MK
2020 023-623-335	ROAD & BRIDGE MATE	10/02/2019	200003	857,232.00	807,232.00	50,000.00-	LINE ITEM TRANSFER	SH
2020 023-623-335	ROAD & BRIDGE MATE	01/23/2020	200021	807,232.00	807,107.29	124.71-	INCREASE REV & EXP	MK
2020 023-623-335	ROAD & BRIDGE MATE	04/17/2020	200037	807,107.29	822,707.29	15,600.00	LINE ITEM TRANSFER	MK
2020 023-623-335	ROAD & BRIDGE MATE	08/05/2020	200071	822,707.29	822,694.15	13.14-	LINE ITEM TRANSFER	MK
2020 023-623-402	CONTRACT SERVICES	10/02/2019	200003	3,500.00	53,500.00	50,000.00	BUDGET CORRECTION	MK
2020 023-623-440	ELECTRICITY	02/05/2020	200024	17,755.00	16,755.00	245.00-	LINE ITEM TRANSFER	MK
2020 023-623-440	ELECTRICITY	05/01/2020	200040	16,755.00	16,705.00	50.00-	LINE ITEM TRANSFER	MK
2020 023-623-441	GAS	01/23/2020	200021	200.00	324.71	124.71	LINE ITEM TRANSFER	SH
2020 023-623-441	GAS	01/23/2020	200024	324.71	569.71	245.00	LINE ITEM TRANSFER	SH
2020 023-623-441	GAS	02/05/2020	200024	569.71	619.71	50.00	LINE ITEM TRANSFER	MK
2020 023-623-441	GAS	03/01/2020	200040	569.71	619.71	50.00	LINE ITEM TRANSFER	MK
2020 023-623-451	REPAIR & MAINT-MAC	02/19/2020	200028	70,000.00	74,225.44	4,225.44	INCREASE REV AND EXP INSURA	SH
			TOTAL AMENDMENTS	TOTAL CHANGES	TOTAL CHANGES	19,825.44		
2020 024-364-100	SALE OF PROPERTY	12/26/2019	200018	1,000.00	30,000.00-	30,000.00-	INCREASE REV & EXP - SALE O	MK
			TOTAL AMENDMENTS	TOTAL CHANGES	TOTAL CHANGES	30,000.00-		
2020 024-624-103	SALARIES - EMPLOYE	08/05/2020	200071	257,454.35	255,454.35	2,000.00-	LINE ITEM TRANSFER	MK
2020 024-624-107	SALARIES-EXTRA HEL	07/08/2020	200060	25,000.00	32,500.00	7,500.00	LINE ITEM TRANSFER	MK
2020 024-624-110	SALARIES - COMP TI	07/08/2020	200060	1,000.00	1,000.00	1,000.00	LINE ITEM TRANSFER	MK
2020 024-624-110	SALARIES - COMP TI	08/05/2020	200071	1,000.00	3,000.00	2,000.00	LINE ITEM TRANSFER	MK

ACCOUNT NUMBER	ACCOUNT NAME	DATE	AMDMT NUMBER	OLD BUDGET AMOUNT	AMENDED BUDGET AMOUNT	AMOUNT OF CHANGE	DESCRIPTION	CLK
2020 024-624-202	GROUP INSURANCE	07/08/2020	200060	69,601.68	61,101.68	8,500.00-	LINE ITEM TRANSFER	MK
2020 024-624-330	FUEL & LUBRICANTS	07/08/2020	200061	55,000.00	52,500.00	2,500.00-	LINE ITEM TRANSFER	MK
2020 024-624-335	ROAD & BRIDGE MAINT	12/11/2019	200014	767,779.00	737,779.00	30,000.00-	LINE ITEM TRANSFER	MK
2020 024-624-335	ROAD & BRIDGE MAINT	12/26/2019	200018	737,779.00	767,779.00	30,000.00-	INCREASE REV & EXP	MK
2020 024-624-335	ROAD & BRIDGE MAINT	04/03/2020	200035	767,779.00	766,779.00	1,000.00-	LINE ITEM TRANSFER	MK
2020 024-624-335	ROAD & BRIDGE MAINT	05/01/2020	200041	766,779.00	741,779.00	25,000.00-	LINE ITEM TRANSFER	MK
2020 024-624-340	SHOP SUPPLIES & TO	04/03/2020	200035	4,250.00	5,250.00	1,000.00-	LINE ITEM TRANSFER	MK
2020 024-624-340	SHOP SUPPLIES & TO	07/08/2020	200061	5,250.00	7,750.00	2,500.00-	LINE ITEM TRANSFER	MK
2020 024-624-571	EQUIPMENT PURCHASE	11/27/2019	200014	200,000.00	200,000.00	200,000.00-	LINE ITEM TRANSFER	MK
2020 024-624-571	EQUIPMENT PURCHASE	12/11/2019	200014	230,000.00	230,000.00	30,000.00-	LINE ITEM TRANSFER	MK
2020 024-624-571	EQUIPMENT PURCHASE	05/01/2020	200041	230,000.00	255,000.00	25,000.00-	LINE ITEM TRANSFER	MK
2020 024-624-800	CONTINGENCY	11/27/2019	200011	200,000.00	200,000.00	200,000.00-	LINE ITEM TRANSFER	MK
2020 036-364-100	SALE OF PROPERTY	08/05/2020	200073	1.00	600.00-	600.00-	TO INCREASE REV & EXP	MK
2020 036-476-103	SALARIES - EMPLOYE	05/01/2020	200042	25,826.00	24,826.00	1,000.00-	LINE ITEM TRANSFER	MK
2020 036-476-495	MISC. EXPENDITURES	05/01/2020	200042	1,000.00	1,000.00	1,000.00-	LINE ITEM TRANSFER	MK
2020 036-476-495	MISC. EXPENDITURES	08/05/2020	200073	1,000.00	1,600.00	600.00-	TO INCREASE REV & EXP	MK
2020 042-650-310	OFFICE SUPPLIES	05/01/2020	200043	2,000.00	1,960.00	40.00-	LINE ITEM TRANSFER	MK
2020 042-650-495	MISCELLANEOUS	05/01/2020	200043	50.00	90.00	40.00-	LINE ITEM TRANSFER	MK
2020 057-403-407	MICROFITTING	12/23/2019	200016	200,000.00	150,000.00	50,000.00-	LINE ITEM TRANSFER	MK
2020 057-403-462	OFFICE EQUIPMENT	12/23/2019	200016	2,000.00	50,000.00	50,000.00-	LINE ITEM TRANSFER	MK
2020 085-319-000	PENALTY/INTEREST	06/10/2020	200051	10,000.00-	10,020.00-	20.00-	INCREASE REV & EXP	MK
2020 085-680-690	DEBT SERVICE FEES	06/10/2020	200051	1.00	20.00	20.00-	INCREASE REV & EXP	MK
2020 131-333-109	VINE	03/05/2020	200029	1.00	18,618.88-	18,618.88-	INCREASE REV & EXP	MK
2020 131-512-310	OFFICE SUPPLIES -	12/23/2019	200017	10,383.00	9,097.05	1,285.95-	LINE ITEM TRANSFER	MK
2020 131-512-310	OFFICE SUPPLIES -	03/18/2020	200033	9,097.05	9,597.05	500.00-	LINE ITEM TRANSFER	MK
2020 131-512-310	OFFICE SUPPLIES -	06/24/2020	200057	9,597.05	9,497.05	100.00-	LINE ITEM TRANSFER	MK
2020 131-512-312	OFFICE SUPPLIES -	10/02/2019	200004	2,000.00	7,000.00	5,000.00-	BUDGET CORRECTION	MK
2020 131-512-334	OTHER JAIL SUPPLIE	04/03/2020	200036	1,190.00	1,190.00	810.00-	LINE ITEM TRANSFER	MK
2020 131-512-339	UNIFORMS	07/08/2020	200062	1,190.00	950.24	239.76-	LINE ITEM TRANSFER	MK
2020 131-512-339	UNIFORMS	11/27/2019	200012	5,500.00	13,500.00	8,000.00-	LINE ITEM TRANSFER	MK
2020 131-512-339	UNIFORMS	03/05/2020	200031	13,500.00	11,845.81	1,654.19-	LINE ITEM TRANSFER	MK
2020 131-512-339	UNIFORMS	03/18/2020	200038	13,000.00	11,845.81	1,154.19-	LINE ITEM TRANSFER	MK
2020 131-512-339	UNIFORMS	04/17/2020	200038	11,845.81	11,457.06	388.75-	LINE ITEM TRANSFER	MK
2020 131-512-339	UNIFORMS	05/14/2020	200046	11,457.06	11,357.06	100.00-	LINE ITEM TRANSFER	MK
2020 131-512-402	CONTRACT SERVICES	11/27/2019	200017	250,000.00	242,000.00	8,000.00-	LINE ITEM TRANSFER	MK
2020 131-512-402	CONTRACT SERVICES	07/22/2020	200065	242,000.00	309,088.89	67,088.89-	LINE ITEM TRANSFER	MK
2020 131-512-418	INMATE MEDICAL EXP	03/05/2020	200065	1,800.00	132,911.11	132,911.11-	LINE ITEM TRANSFER	MK
2020 131-512-495	MISCELLANEOUS	03/05/2020	200031	1,800.00	2,300.00	500.00-	LINE ITEM TRANSFER	MK

ACCOUNT NUMBER	ACCOUNT NAME	DATE	AMDMT NUMBER	OLD BUDGET AMOUNT	AMENDED BUDGET AMOUNT	AMOUNT OF CHANGE	DESCRIPTION	CLK
2020 131-512-495	MISCELLANEOUS	03/18/2020	200033	2,300.00	2,954.19	654.19	LINE ITEM TRANSFER	MK
2020 131-512-495	MISCELLANEOUS	04/03/2020	200036	2,954.19	3,764.19	810.00	LINE ITEM TRANSFER	MK
2020 131-512-495	MISCELLANEOUS	04/17/2020	200038	3,764.19	4,064.19	300.00	LINE ITEM TRANSFER	MK
2020 131-512-495	MISCELLANEOUS	05/14/2020	200046	4,064.19	4,152.94	88.75	LINE ITEM TRANSFER	MK
2020 131-512-495	MISCELLANEOUS	06/24/2020	200057	4,152.94	4,352.94	200.00	LINE ITEM TRANSFER	MK
2020 131-512-495	MISCELLANEOUS	07/08/2020	200062	4,352.94	4,592.70	239.76	LINE ITEM TRANSFER	MK
2020 131-512-572	OFFICE EQUIPMENT	12/23/2019	200017	750.00	2,035.95	1,285.95	LINE ITEM TRANSFER	MK
EXPENDITURES - VZC JAIL			TOTAL AMENDMENTS	23	TOTAL CHANGES	5,000.00		
2020 131-513-457	MAINT. & SERVICE	03/05/2020	200029	1.00	18,618.88	18,618.88	INCREASE REV & EXP - VINE G	MK
2020 132-352-400	GRANT PROCEEDS	02/05/2020	200025	1.00	73,000.00-	73,000.00-	INCREASE REV & EXP - SO GRA	MK
2020 132-367-000	GENERAL DONATION V	02/19/2020	200027	1.00	2,000.00-	2,000.00-	INCREASE REV AND EXP FOR AM	SH
EXPENDITURES - EMPLOYE			TOTAL AMENDMENTS	3	TOTAL CHANGES	18,618.88		
2020 132-560-103	SALARIES - COMP II	08/05/2020	200072	1,398,720.86	1,358,695.86	40,025.00-	LINE ITEM TRANSFER	MK
2020 132-560-110	SALARIES - COMP III	08/05/2020	200072	1,100,000.00	1,140,025.00	40,025.00-	LINE ITEM TRANSFER	MK
2020 132-560-337	LAW ENFORCEMENT SU	02/19/2020	200027	14,500.00	16,500.00	2,000.00	INCREASE REV AND EXP FOR AM	SH
2020 132-560-427	TRAINING	03/05/2020	200032	5,000.00	7,500.00	2,500.00	LINE ITEM TRANSFER	MK
2020 132-560-428	TRAVEL	03/05/2020	200032	5,000.00	2,500.00	2,500.00-	LINE ITEM TRANSFER	MK
2020 132-560-574	GRANT EQUIPMENT	02/05/2020	200025	6.00	73,000.00	73,000.00	INCREASE REV & EXP - SO GRA	MK
EXPENDITURES - SHERIFF OFFICE			TOTAL AMENDMENTS	6	TOTAL CHANGES	75,000.00		
2020 541-344-104	DRUG TESTING	11/19/2019	200009	21,000.00-	21,000.00-	21,000.00-	LINE ITEM TRANS - ADULT BA1	MK
2020 541-344-105	GLOBAL POSITIONING	11/19/2019	200009	21,000.00-	21,000.00-	21,000.00-	LINE ITEM TRANS - ADULT BA1	MK
EXPENDITURES - PROFESSIONAL FEES			TOTAL AMENDMENTS	2	TOTAL CHANGES	0.00		
2020 544-574-419	EQUIPMENT	11/19/2019	200010	337.00	337.00	337.00	LINE ITEM TRANS - ADULT BA2	MK
EXPENDITURES - OFFENDER			TOTAL AMENDMENTS	2	TOTAL CHANGES	0.00		
2020 546-582-310	OFFICE SUPPLIES	07/17/2020	200063	4,500.00	5,700.00	1,200.00	LOCAL PROBATION ADJUSTMENT	MK
2020 546-582-420	TELEPHONE	07/17/2020	200063	3,150.00	3,250.00	100.00	LOCAL PROBATION ADJUSTMENT	MK
2020 546-582-484	RECOGNITION/INCENT	07/17/2020	200063	1,200.00	700.00	500.00-	LOCAL PROBATION ADJUSTMENT	MK
2020 546-582-495	MISCELLANEOUS	07/17/2020	200063	1,600.00	800.00	800.00-	LOCAL PROBATION ADJUSTMENT	MK
EXPENDITURES - JUV LOCAL			TOTAL AMENDMENTS	4	TOTAL CHANGES	0.00		
2020 546-587-310	OFFICE SUPPLIES	07/17/2020	200064	9,000.00	11,700.00	2,700.00	LOCAL RESIDENTIAL ADJUSTMEN	MK
2020 546-587-418	MEDICAL COSTS	07/17/2020	200064	1,200.00	1,500.00	300.00	LOCAL RESIDENTIAL ADJUSTMEN	MK
2020 546-587-441	GAS	07/17/2020	200064	450.00	500.00	50.00	LOCAL RESIDENTIAL ADJUSTMEN	MK
2020 546-587-572	OFFICE EQUIPMENT	07/17/2020	200064	28,000.00	24,950.00	3,050.00-	LOCAL RESIDENTIAL ADJUSTMEN	MK
EXPENDITURES - DETENTION LOCAL			TOTAL AMENDMENTS	4	TOTAL CHANGES	0.00		
2020 547-333-110	STATE AID - JUV GR	06/04/2020	200047	320,994.00-	350,036.00-	29,042.00-	INCREASE REV & EXP - JUV BA	MK
2020 547-333-114	GRANT R - ALLOCATI	10/31/2019	200008	7,812.50-	7,812.50-	50-	JUVENILE BA #3	MK
EXPENDITURES - NON RESIDENTIAL SRV			TOTAL AMENDMENTS	2	TOTAL CHANGES	29,042.00-		
2020 547-581-412	MR COUNSELLING - R	09/18/2019	200002	7,812.50	4,960.00	4,960.00	JUV GRANT R INCREASE	MK
2020 547-581-414	PSYCHOLOGICAL - R A	10/31/2019	200047	7,812.50	7,812.50	0.00	JUVENILE BA #3	MK
2020 547-581-432	OFFICE EQUIPMENT	06/04/2020	200047	10,121.28	4,500.00	4,500.00	INCREASE REV & EXP - JUV BA	MK
2020 547-581-572	OFFICE EQUIPMENT	06/04/2020	200047	10,121.28	10,121.28	0.00	INCREASE REV & EXP - JUV BA	MK
EXPENDITURES - TJCP PROBATION			TOTAL AMENDMENTS	4	TOTAL CHANGES	19,581.78		

ACCOUNT NUMBER	ACCOUNT NAME	DATE	AMDMT NUMBER	OLD BUDGET AMOUNT	AMENDED BUDGET AMOUNT	AMOUNT OF CHANGE	DESCRIPTION	CLK
2020 547-587-103	SALARIES - EMPLOYE	06/04/2020	200047	96,768.00	111,188.72	14,420.72	INCREASE REV & EXP - JUV BA	MK
2020 547-587-411	RESIDENTIAL SERVIC	09/18/2019	200001	.00	1,017.48	1,017.48	JUV GRANT A INCREASE	MK
EXPENDITURES - TJCP RESIDENTIA				TOTAL AMENDMENTS	TOTAL CHANGES	15,438.20		
2020 549-585-414	MENTAL HEALTH COUN	12/26/2019	200019	8,551.00	5,555.00	2,996.00-	JUV BUDGET ADJUSTMENT	MK
2020 549-585-416	PSYCHO EVAL	12/26/2019	200019	.00	2,996.00	2,996.00	JUV BUDGET ADJUSTMENT	MK
EXPENDITURES - CCP PROBATION				TOTAL AMENDMENTS	TOTAL CHANGES	.00		
2020 556-333-118	GRANT PROCEEDS	12/11/2019	200015	.00	83,593.00-	83,593.00-	JUV BA #4	MK
TOTAL AMENDMENTS				TOTAL CHANGES	83,593.00-			
2020 556-582-103	SALARIES - EMPLOYE	12/11/2019	200015	.00	24,319.00	24,319.00	JUV BA #4	MK
2020 556-582-411	PROGRAM OR SERVICE	12/11/2019	200015	.00	57,200.00	57,200.00	JUV BA #4	MK
2020 556-582-572	EQUIPMENT	12/11/2019	200015	.00	2,074.00	2,074.00	JUV BA #4	MK
TOTAL AMENDMENTS				TOTAL CHANGES	83,593.00			
2020 567-435-311	POSTAGE	06/10/2020	200050	500.00	800.00	300.00	LINE ITEM TRANSFER	MK
2020 567-435-495	MISC	01/23/2020	200022	100.00	48.22	51.78-	LINE ITEM TRANSFER	SH
2020 567-435-571	EQUIPMENT PURCHASE	06/10/2020	200050	40,000.00	39,700.00	300.00-	LINE ITEM TRANSFER	SH
2020 567-435-572	OFFICE EQUIPMENT	01/23/2020	200022	1,500.00	1,551.78	51.78	LINE ITEM TRANSFER	SH
EXPENDITURES-ABATEMENT OFFICER				TOTAL AMENDMENTS	TOTAL CHANGES	.00		
2020 809-476-103	SALARIES - EMPLOYE	02/05/2020	200026	.00	5,000.00	5,000.00	INCREASE SALARY - DA PRETRI	MK
2020 809-476-201	SOCIAL SECURITY TA	02/05/2020	200026	.00	385.00	385.00	INCREASE SALARY - DA PRETRI	MK
2020 809-476-203	RETIREMENT	02/05/2020	200026	.00	409.00	409.00	INCREASE SALARY - DA PRETRI	MK
2020 809-476-204	WORKERS COMPENSATI	02/05/2020	200026	.00	15.00	15.00	INCREASE SALARY - DA PRETRI	MK
2020 809-476-206	UNEMPLOYMENT INSUR	02/05/2020	200026	.00	16.00	16.00	INCREASE SALARY - DA PRETRI	MK
2020 809-476-427	TRAINING	02/05/2020	200026	.00	34,175.00	5,825.00-	INCREASE SALARY - DA PRETRI	MK
EXPENDITURES - PRETRIAL INTERV				TOTAL AMENDMENTS	TOTAL CHANGES	.00		
2020 815-352-400	GRANT PROCEEDS	06/10/2020	200052	.00	445,907.00-	445,907.00-	INCREASE REV & EXP - COVID	MK
TOTAL AMENDMENTS				TOTAL CHANGES	445,907.00-			
2020 815-630-111	COVID - 19 PAYROLL	06/10/2020	200052	.00	50,000.00	50,000.00	INCREASE REV & EXP - COVID	MK
2020 815-630-111	COVID - 19 PAYROLL	06/12/2020	1	1	50,000.00	50,000.00-	ACCOUNT S/H/B 815-630-103	SH
2020 815-630-332	PUBLIC HEALTH	06/10/2020	200052	.00	295,907.00	295,907.00	INCREASE REV & EXP - COVID	MK
2020 815-630-402	CONTRACT EXPENSE	06/10/2020	200052	.00	50,000.00	50,000.00	INCREASE REV & EXP - COVID	MK
2020 815-630-495	MISC/OTHER EXPENDI	06/10/2020	200052	.00	50,000.00	50,000.00	INCREASE REV & EXP - COVID	MK
EXPENDITURES - COVID - 19				TOTAL AMENDMENTS	TOTAL CHANGES	395,907.00		



P.O. Box 3188 • Longview, Texas 75606 • 903-237-5500

MEMBER FDIC

EQUAL HOUSING LENDER

Return Service Requested



Date 7/31/20  
PRIMARY ACCOUNT  
ENCLOSURES

Page 1  
347



TXBT VAN ZANDT COUNTY  
FINANCIAL CLEARING  
121 E DALLAS RM 101  
CANTON TX 75103

C H E C K I N G   A C C O U N T

PUBLIC FUNDS CHECKING		NUMBER OF ENCLOSURES	347
ACCOUNT NUMBER		Statement Dates	7/01/20 thru 8/02/20
PREVIOUS BALANCE	1,118,767.30	DAYS IN STATEMENT PERIOD	33
31 DEPOSITS	1,288,070.70	AVERAGE LEDGER	934,279.44
345 CHECKS/DEBITS	1,637,235.53	AVERAGE COLLECTED	929,517.33
SERVICE CHARGE	.00		
INTEREST PAID	.00		
CURRENT BALANCE	769,602.47		

D E P O S I T S   A N D   O T H E R   C R E D I T S

Date	Description	Amount
7/01	DEPOSIT	6,505.98
7/02	INV-PAYMTS JUVENILE JUSTICE	12,498.88
	CTX	
7/02	DEPOSIT	20,051.93
7/07	PAY VZ CO APPRAISAL	35,091.95
	PPD	
7/07	PAY VZ CO APPRAISAL	208,745.63
	PPD	
7/07	DEPOSIT	18,872.08
7/08	DEPOSIT	60,758.31
7/09	DEPOSIT	58,985.76
7/10	DEPOSIT	432.65
7/13	DEPOSIT	9,567.65
7/14	INV-PAYMTS TX AGRICULTURE	1,728.00
	CTX	
7/14	DEPOSIT	50,435.34
7/16	INV-PAYMTS CPA STATE FISCAL	7,730.49
	CTX	
7/16	DEPOSIT	52,410.76
7/17	INV-PAYMTS GOVERNOR FISCAL	11,307.66
	CTX	
7/17	INV-PAYMTS GOVERNOR FISCAL	12,186.97
	CTX	
7/17	DEPOSIT	10,763.73
7/17	DEPOSIT	89,849.06
7/20	DEPOSIT	81.50
7/22	DEPOSIT	44,041.00

012173



TXBT-020-012109-001-019-200801 012173 X04  
75103149626



Date 7/31/20  
 PRIMARY ACCOUNT  
 ENCLOSURES

Page 2  
 [REDACTED]  
 347

VAN ZANDT COUNTY  
 FINANCIAL CLEARING  
 121 E DALLAS RM 101  
 CANTON TX 75103

PUBLIC FUNDS CHECKING

[REDACTED] (continued)

DEPOSITS AND OTHER CREDITS		
Date	Description	Amount
7/23	WIRE TRANSFER CREDIT VAN ZANDT COUNTY FINANCIAL CLEARING FUND ATTN KENNY EDWARDS 121 E DALLAS ST STE 101 FEDERATED SERVICES COMPANY FEDERATED INVESTORS TOWER PITTSBURGH PA 152223 20200723A1Q002BC003118 20200723MMQFMPJR000063 07231349FT03	350,000.00
7/23	DEPOSIT	66,841.36
7/24	DEPOSIT	198.00
7/27	INV-PAYMTS GOVERNOR FISCAL CTX	7,300.00
7/27	DEPOSIT	122,021.80
7/28	INV-PAYMTS TX ATTORNEY GEN CTX	4,654.72
7/28	DEPOSIT	821.00
7/29	DEPOSIT	318.15
7/30	DEPOSIT	21,536.43
7/31	INV-PAYMTS TX DPT CRIML JST CTX	1,478.80
7/31	DEPOSIT	855.11

WITHDRAWALS AND OTHER DEBITS		
Date	Description	Amount
7/09	Transf to Payroll clearing Payroll 7/10/2020 confirmation number 709200003	227,894.93-
7/09	Transf to Debt services Debt service Transfer confirmation number 709200005	16,180.54-
7/09	Transf to Jury clearing Jury checks confirmation number 709200047	1,280.00-
7/10	Transf to Payroll clearing Live PR CK 25921	565.19-

TXBT-020-012109-001-019-200801 012173 X04



VAN ZANDT COUNTY  
 FINANCIAL CLEARING  
 121 E DALLAS RM 101  
 CANTON TX 75103

PUBLIC FUNDS CHECKING [REDACTED] (Continued)

WITHDRAWALS AND OTHER DEBITS		
Date	Description	Amount
	Confirmation number 710200046	
7/10	PAYMENTS NATIONWIDE PPD	2,925.00-
7/10	USATAXPYMT IRS CCD 220059225108304	65,117.63-
7/13	USATAXPYMT IRS CCD 220059504929404	101.32-
7/13	CHILDSUPP Texas SDU CCD 201920001642355	865.70-
7/15	RECEIVABLE TEXAS COUNTY DRS CCD 0333	158.12-
7/15	RECEIVABLE TEXAS COUNTY DRS CCD 0333	87,425.00-
7/23	REF: VAN ZANDT COUNTY CSCD 023 WIRE TRANSFER DEBIT TDCJ	4,853.87-
7/23	Transf to Payroll Clearing Payroll 7/24/2020 Confirmation number 723200027	264,776.73-
7/23	Transf to Payroll Clearing Live PR CK 25953 Confirmation number 723200069	403.47-
7/24	PAYMENT BANKCARD \TEL	1,489.71-
7/24	PAYMENTS NATIONWIDE PPD	2,925.00-
7/24	USATAXPYMT IRS CCD 220060661785742	80,144.11-
7/27	CHILDSUPP Texas SDU CCD 202060001659712	621.08-
7/27	FLEET DEBI WEX INC CCD 9100000739575	8,157.17-

CHECKS IN NUMERICAL ORDER

Date	Check No	Amount	Date	Check No	Amount
7/15	70709	125.19	7/06	71057*	75.61
7/14	70901*	90.00	7/01	71073*	42.14

\* Indicates break in check number sequence



VAN ZANDT COUNTY  
 FINANCIAL CLEARING  
 121 E DALLAS RM 101  
 CANTON TX 75103

PUBLIC FUNDS CHECKING

(Continued)

CHECKS IN NUMERICAL ORDER

Date	Check No	Amount	Date	check No	Amount
7/07	71092*	675.53	7/02	71293	26.60
7/06	71095*	53.99	7/03	71294	750.00
7/13	71142*	20.50	7/15	71295	125.13
7/17	71148*	1,206.06	7/14	71296	600.53
7/03	71190*	1,600.00	7/03	71298*	294.00
7/06	71219*	32.37	7/02	71300*	245.00
7/02	71220	6,245.49	7/06	71302*	1,971.48
7/01	71239*	416.91	7/06	71304*	85.97
7/03	71242*	1,100.00	7/02	71306*	24.00
7/01	71244*	4,654.72	7/01	71307	3,529.18
7/02	71246*	205.00	7/01	71311*	97.00
7/07	71247	2,102.43	7/03	71312	1,450.00
7/16	71248	199.65	7/10	71313	1,104.00
7/09	71249	15.00	7/01	71314	227.50
7/02	71251*	37.62	7/17	71316*	91.11
7/02	71252	364.69	7/02	71317	17,335.00
7/01	71253	634.00	7/06	71319*	144.17
7/02	71255*	83.13	7/06	71321*	90.00
7/01	71256	286.62	7/02	71324*	600.00
7/02	71257	145.20	7/01	71326*	310.30
7/01	71259*	200.00	7/01	71327	130.92
7/10	71260	210.60	7/02	71329*	6,000.00
7/20	71261	300.00	7/14	71330	109.00
7/01	71263*	8,422.52	7/14	71331	3,697.39
7/01	71264	36.00	7/01	71333*	146.00
7/01	71265	121.00	7/02	71335*	1,186.78
7/03	71266	18.46	7/03	71336	18.26
7/10	71270*	110.00	7/01	71337	457.17
7/01	71272*	3,500.00	7/02	71341*	496.40
7/01	71275*	515.76	7/02	71343*	75.59
7/13	71276	275.00	7/02	71344	384.60
7/01	71279*	12,645.76	7/01	71345	76.41
7/03	71281*	475.00	7/01	71347*	22.30
7/01	71285*	467.00	7/17	71350*	38.28
7/15	71287*	500.00	7/31	71353*	75.36
7/02	71288	340.00	7/02	71357*	694.00
7/01	71289	2,180.50	7/01	71360*	263.25
7/03	71291*	505.00	7/01	71361	993.04
7/03	71292	3,018.00	7/06	71362	96.00

\* Indicates break in check number sequence

VAN ZANDT COUNTY  
FINANCIAL CLEARING  
121 E DALLAS RM 101  
CANTON TX 75103

PUBLIC FUNDS CHECKING

[REDACTED] (Continued)

CHECKS IN NUMERICAL ORDER					
Date	Check No	Amount	Date	Check No	Amount
7/01	71363	50.00	7/14	71404	1,161.34
7/01	71364	19.46	7/14	71405	10,346.34
7/06	71365	238.25	7/15	71406	156.90
7/01	71366	409.20	7/15	71407	180.00
7/01	71367	119.02	7/22	71408	6,684.52
7/09	71369*	955.04	7/20	71409	472.00
7/08	71370	5,433.89	7/14	71410	430.00
7/07	71371	116,313.74	7/14	71411	500.00
7/07	71372	30.10	7/15	71412	200.00
7/07	71373	422.67	7/16	71413	86.12
7/07	71374	1,928.93	7/22	71414	202.17
7/17	71375	441.86	7/16	71415	185.00
7/16	71376	86.12	7/16	71416	1,370.00
7/15	71377	8,349.02	7/15	71418*	1,889.48
7/24	71378	79.85	7/13	71419	3,148.00
7/09	71379	4,051.21	7/21	71420	1,056.25
7/15	71380	591.99	7/20	71421	24.17
7/15	71381	43.58	7/17	71423*	1,206.06
7/17	71382	153.97	7/15	71424	590.00
7/16	71383	236.65	7/20	71425	3,284.12
7/14	71384	538.15	7/09	71427*	1,445.00
7/14	71385	249.36	7/13	71428	40.00
7/14	71386	121.33	7/14	71429	953.59
7/13	71387	415.65	7/14	71430	557.75
7/14	71388	1,422.91	7/17	71431	600.00
7/17	71389	1,175.00	7/14	71432	163.57
7/14	71390	1,840.00	7/14	71433	350.00
7/14	71391	1,162.67	7/16	71434	1,045.00
7/20	71392	115.00	7/20	71435	500.00
7/15	71393	68.24	7/13	71436	154.68
7/14	71394	221.90	7/14	71437	365.00
7/20	71395	372.00	7/21	71438	80.00
7/09	71396	12.00	7/15	71439	2,304.00
7/14	71398*	600.53	7/13	71440	100.05
7/13	71399	493.92	7/13	71441	67.00
7/14	71400	1,510.00	7/21	71442	2,480.42
7/21	71401	999.49	7/16	71443	165.00
7/20	71402	308.33	7/10	71444	27.50
7/14	71403	950.00	7/15	71445	1,300.00

\* Indicates break in check number sequence



Date 7/31/20  
 PRIMARY ACCOUNT  
 ENCLOSURES

Page 6  
 347

VAN ZANDT COUNTY  
 FINANCIAL CLEARING  
 121 E DALLAS RM 101  
 CANTON TX 75103

PUBLIC FUNDS CHECKING

(Continued)

CHECKS IN NUMERICAL ORDER

Date	Check No	Amount	Date	Check No	Amount
7/14	71446	4,776.00	7/21	71489	102.80
7/29	71447	6,390.00	7/17	71490	832.55
7/15	71448	7.56	7/21	71491	120.37
7/14	71449	600.53	7/16	71492	1,199.95
7/21	71450	600.53	7/17	71493	790.76
7/13	71451	2,000.00	7/17	71494	49.95
7/15	71452	93.06	7/16	71495	36.84
7/15	71453	18,189.06	7/17	71496	271.41
7/09	71454	48.50	7/27	71497	48.29
7/16	71455	375.87	7/28	71498	1,149.00
7/15	71456	163.63	7/16	71499	200.00
7/15	71458*	25.50	7/14	71500	23.22
7/15	71459	3,243.00	7/20	71502*	51.52
7/27	71460	350.00	7/16	71503	224.95
7/14	71461	689.00	7/17	71504	609.58
7/15	71462	60.00	7/17	71505	50.00
7/13	71463	1,013.83	7/16	71507*	250.00
7/17	71464	506.71	7/17	71508	900.00
7/20	71466*	55.00	7/20	71509	189.67
7/14	71468*	44,834.90	7/16	71510	120.00
7/14	71470*	1,826.50	7/15	71511	707.54
7/23	71471	600.00	7/17	71512	250.00
7/13	71472	181.46	7/17	71513	225.60
7/13	71473	92.30	7/20	71514	4,125.00
7/15	71474	186.53	7/16	71516*	84.50
7/20	71475	159.65	7/14	71517	1,055.04
7/14	71476	792.53	7/17	71518	22,527.00
7/16	71477	96.00	7/16	71519	3,692.25
7/14	71478	476.23	7/31	71520	708.40
7/15	71479	1,949.70	7/29	71521	136.41
7/20	71480	600.53	7/28	71523*	696.31
7/14	71481	40.47	7/28	71525*	3,888.74
7/15	71482	15.18	7/28	71526	231.83
7/17	71483	65,637.60	7/28	71527	375.00
7/14	71484	3,679.20	7/30	71528	3,159.21
7/15	71485	31.39	7/29	71530*	34,869.60
7/28	71486	50.00	7/30	71532*	230.00
7/09	71487	58,985.76	7/29	71536*	1,668.00
7/20	71488	923.38	7/29	71537	1,100.00

\* Indicates break in check number sequence

TXBT-020-012109-001-019-200801 012173 X04

VAN ZANDT COUNTY  
 FINANCIAL CLEARING  
 121 E DALLAS RM 101  
 CANTON TX 75103

PUBLIC FUNDS CHECKING

[REDACTED] (Continued)

CHECKS IN NUMERICAL ORDER					
Date	Check No	Amount	Date	check No	Amount
7/28	71538	36.99	7/29	71591	9,066.00
7/28	71539	333.40	7/24	71592	130.15
7/24	71540	413.31	7/30	71594*	29.20
7/31	71543*	106.63	7/31	71595	1,100.00
7/30	71544	288.86	7/28	71596	1,500.00
7/31	71545	1,853.98	7/29	71598*	813.84
7/28	71546	14,462.22	7/29	71602*	246.00
7/24	71547	37.25	7/30	71603	32.45
7/30	71549*	336.86	7/31	71604	460.00
7/30	71550	430.23	7/29	71606*	4,858.57
7/28	71553*	1,012.45	7/28	71607	2,659.86
7/28	71554	69.46	7/28	71608	197.52
7/31	71556*	46.73	7/30	71609	2,343.50
7/28	71557	850.83	7/23	71610	114.50
7/29	71558	332.51	7/31	71611	115.00
7/27	71559	1,905.04	7/29	71613*	705.78
7/31	71560	238.80	7/29	71616*	17,335.00
7/31	71561	730.00	7/29	71618*	750.00
7/30	71562	73.00	7/24	71619	17.50
7/29	71563	10,420.07	7/29	71621*	1,019.61
7/29	71564	94.00	7/28	71622	110.85
7/29	71567*	225.00	7/30	71623	31,045.07
7/27	71568	35.00	7/29	71626*	537.56
7/30	71569	497.57	7/28	71627	279.17
7/27	71570	40.00	7/28	71628	248.00
7/28	71571	4,998.10	7/30	71629	1,220.00
7/29	71572	140.00	7/30	71630	18.25
7/29	71573	6,473.19	7/29	71631	396.16
7/28	71574	797.69	7/30	71632	140.51
7/29	71575	124.85	7/28	71633	1,425.41
7/27	71576	4.32	7/28	71634	694.01
7/28	71578*	79.59	7/27	71635	36.10
7/29	71579	146.72	7/28	71636	151.96
7/29	71582*	168.30	7/29	71637	446.95
7/30	71583	4,802.72	7/27	71638	50.14
7/30	71586*	5,789.00	7/29	71639	15.66
7/29	71587	120.00	7/27	71640	200.00
7/28	71589*	350.00	7/29	71642*	106.34
7/23	71590	23.00	7/29	71643	922.63

\* Indicates break in check number sequence



Date 7/31/20  
 PRIMARY ACCOUNT  
 ENCLOSURES

Page 8  
 [REDACTED]  
 347

VAN ZANDT COUNTY  
 FINANCIAL CLEARING  
 121 E DALLAS RM 101  
 CANTON TX 75103

PUBLIC FUNDS CHECKING

[REDACTED] (Continued)

CHECKS IN NUMERICAL ORDER

Date	Check No	Amount	Date	Check No	Amount
7/28	71644	59,703.00	7/30	71654*	165.00
7/31	71645	800.00	7/31	71659*	1,149.53
7/30	71646	199.07	7/31	71660	993.04
7/31	71647	359.70	7/31	71665*	24.66
7/23	71649*	58,476.85	7/30	71672*	4,988.63
7/31	71652*	49.95			

\* Indicates break in check number sequence

DAILY BALANCE INFORMATION

Date	Balance	Date	Balance	Date	Balance
7/01	1,084,299.60	7/13	945,994.18	7/23	967,683.53
7/02	1,082,361.31	7/14	911,422.54	7/24	882,644.65
7/03	1,073,132.59	7/15	782,743.74	7/27	1,000,519.31
7/06	1,070,344.75	7/16	833,231.09	7/28	909,643.64
7/07	1,211,581.01	7/17	859,775.01	7/29	810,333.04
7/08	1,266,905.43	7/20	848,376.14	7/30	776,080.34
7/09	1,015,023.21	7/21	842,936.28	7/31	769,602.47
7/10	945,395.94	7/22	880,090.59		

END OF STATEMENT

TexPool Participant Services  
 1001 Texas Avenue, Suite 1150  
 Houston, TX 77002



# Participant Statement

VAN ZANDT COUNTY  
 FINANCIAL CLEARING FUND  
 ATTN KENNY EDWARDS  
 121 E DALLAS ST STE 101  
 CANTON TX 75103-1496

Statement Period 07/01/2020 - 07/31/2020

Page 1 of 2

Customer Service 1-866-TEX-POOL  
 Location ID [REDACTED]  
 Investor ID [REDACTED]

## TexPool Update

TexPool forms have been updated recently. Current documents are available at [www.TexPool.com](http://www.TexPool.com), under Account Documents. Please discard all old versions.

## TexPool Summary

Pool Name	Beginning Balance	Total Deposits	Total Withdrawals	Total Interest	Current Balance	Average Balance
Texas Local Government Investment Pool	\$13,933,269.87	\$0.00	\$350,000.00	\$2,446.38	\$13,585,716.25	\$13,831,735.88
<b>Total Dollar Value</b>	<b>\$13,933,269.87</b>	<b>\$0.00</b>	<b>\$350,000.00</b>	<b>\$2,446.38</b>	<b>\$13,585,716.25</b>	

## Portfolio Value

Pool Name	Pool/Account	Market Value (07/01/2020)	Share Price (07/31/2020)	Shares Owned (07/31/2020)	Market Value (07/31/2020)
Texas Local Government Investment Pool	[REDACTED]	\$13,933,269.87	\$1.00	13,585,716.250	\$13,585,716.25
<b>Total Dollar Value</b>		<b>\$13,933,269.87</b>			<b>\$13,585,716.25</b>

## Interest Summary

Pool Name	Pool/Account	Month-to-Date Interest	Year-to-Date Interest
Texas Local Government Investment Pool	[REDACTED]	\$2,446.38	\$59,165.31
<b>Total</b>		<b>\$2,446.38</b>	<b>\$59,165.31</b>



## Transaction Detail

**Texas Local Government Investment Pool**

Participant: VAN ZANDT COUNTY

Pool/Account: ██████████

Transaction Date	Settlement Date	Transaction Description	Transaction Dollar Amount	Share Price	Shares This Transaction	Shares Owned
07/01/2020	07/01/2020	BEGINNING BALANCE	\$13,933,269.87	\$1.00		13,933,269.870
07/23/2020	07/23/2020	WITHDRAWAL	\$350,000.00-	\$1.00	350,000.000-	13,583,269.870
07/31/2020	07/31/2020	MONTHLY POSTING	\$2,446.38	\$1.00	2,446.380	13,585,716.250
Account Value as of 07/31/2020			\$13,585,716.25	\$1.00		13,585,716.250





Summary Statement

July 2020

**Van Zandt County**

121 East Dallas Street, Room 101  
Canton, TX 75103

**TXCLASS**

Average Monthly Yield: 0.45%

	Beginning Balance	Contributions	Withdrawals	Income Earned	Income Earned YTD	Average Daily Balance	Month End Balance
██████████ FINANCIAL CLEARING	1,408,205.37	0.00	0.00	542.38	4,917.80	1,408,508.40	1,408,747.75
<b>Total</b>	<b>1,408,205.37</b>	<b>0.00</b>	<b>0.00</b>	<b>542.38</b>	<b>4,917.80</b>	<b>1,408,508.40</b>	<b>1,408,747.75</b>



Account Statement

July 2020

**Van Zandt County**

121 East Dallas Street, Room 101  
Canton, TX 75103

TXCLASS [REDACTED]

**Summary**

Average Monthly Yield: 0.45%

	Beginning Balance	Contributions	Withdrawals	Income Earned	Average Daily Balance	Month End Balance
[REDACTED] FINANCIAL CLEARING	1,408,205.37	0.00	0.00	542.38	1,408,508.40	1,408,747.75

**Transactions**

Transaction Date	Transaction Description	Contributions & Income Earned	Withdrawals	Balance	Transaction Number
07/01/2020	Beginning Balance			1,408,205.37	
07/31/2020	Income Earned For The Period	542.38			
07/31/2020	Ending Balance			1,408,747.75	



# Daily Rates

July 2020

## TXCLASS

Date	Dividend Rate	Daily Yield
01-Jul-20	0.000014893	0.55%
02-Jul-20	0.000014258	0.52%
03-Jul-20	0.000014258	0.52%
04-Jul-20	0.000014258	0.52%
05-Jul-20	0.000014258	0.52%
06-Jul-20	0.000013841	0.51%
07-Jul-20	0.000013801	0.51%
08-Jul-20	0.000013550	0.50%
09-Jul-20	0.000013199	0.48%
10-Jul-20	0.000012708	0.47%
11-Jul-20	0.000012708	0.47%
12-Jul-20	0.000012708	0.47%
13-Jul-20	0.000012670	0.46%
14-Jul-20	0.000012379	0.45%
15-Jul-20	0.000012377	0.45%
16-Jul-20	0.000012201	0.45%
17-Jul-20	0.000011859	0.43%
18-Jul-20	0.000011859	0.43%
19-Jul-20	0.000011859	0.43%
20-Jul-20	0.000011560	0.42%
21-Jul-20	0.000011471	0.42%
22-Jul-20	0.000011395	0.42%
23-Jul-20	0.000011362	0.42%
24-Jul-20	0.000011409	0.42%
25-Jul-20	0.000011409	0.42%
26-Jul-20	0.000011409	0.42%
27-Jul-20	0.000011283	0.41%
28-Jul-20	0.000011265	0.41%
29-Jul-20	0.000011081	0.41%
30-Jul-20	0.000011009	0.40%
31-Jul-20	0.000010805	0.40%